



**2024**

04<sup>th</sup> - 8<sup>th</sup> March 2024

**Rally Jameel Regulations**

**APPROVED / AMENDED**

**V 1.5**

# TABLE OF CONTENTS

<b>TABLE OF CONTENTS .....</b>	<b>2</b>
<b>WELCOME LETTER .....</b>	<b>5</b>
<b>1 INTRODUCTION .....</b>	<b>6</b>
1.1 RALLY JAMEEL (4 <sup>TH</sup> – 8 <sup>TH</sup> MARCH 2024) .....	6
1.2 LENGTH OF SELECTIVE SECTIONS (STAGES) .....	6
1.3 OVERALL NUMBERS, DISTANCES OF SS'S AND TOTAL DISTANCE OF THE ITINERARY .....	6
1.4 ROUTE TERRAIN ON SELECTIVE SECTIONS (STAGES).....	6
1.5 AVERAGE ALTITUDE .....	7
1.6 MAXIMUM SLOPE: .....	7
<b>2 ORGANIZATION .....</b>	<b>7</b>
2.1 TITLES FOR WHICH THE RALLY COUNTS: .....	7
2.2 APPROVALS.....	7
2.3 ORGANIZER'S NAME, ADDRESS, AND CONTACT DETAILS (PERMANENT OFFICE) .....	7
2.4 ORGANIZING COMMITTEE .....	8
2.5 STEWARDS OF THE MEETING.....	8
2.6 DELEGATES AND OBSERVER.....	8
2.7 SENIOR OFFICIALS .....	8
2.8 HQ LOCATION AND CONTACT DETAILS .....	9
2.9 RALLY MEDIA CENTRE.....	10
2.10 OFFICIAL / CEREMONIAL START LOCATION .....	11
2.11 FINISH CEREMONY LOCATION .....	11
<b>3 PROGRAMME.....</b>	<b>12</b>
<b>4 ENTRIES.....</b>	<b>14</b>
4.1 CLOSING DATE FOR ENTRIES.....	14
4.2 ENTRY PROCEDURE .....	14
4.3 NUMBER OF COMPETITORS ACCEPTED AND VEHICLE CLASSES.....	15
4.4 ACCEPTED GROUPS / CLASSES .....	15
4.5 ENTRY FEES & PACKAGES .....	16
4.6 PAYMENT DETAILS.....	17
4.7 ENTRY FEE REFUNDS.....	17
4.8 WAIVERS.....	17
<b>5 INSURANCE .....</b>	<b>17</b>
5.1 THIRD PARTY INSURANCE.....	17
5.2 INSURANCE COMPANY .....	18
5.3 EXCLUSION.....	18
5.4 ORGANISERS LIABILITY.....	18
5.5 ADDITIONAL INSURANCE.....	18
5.6 PROOF OF INSURANCE.....	18
5.7 IN CASE OF ACCIDENT .....	18
5.8 WAIVER .....	18
<b>6 ADVERTISING &amp; IDENTIFICATION .....</b>	<b>19</b>
6.1 OBLIGATORY ORGANISER'S ADVERTISING .....	19
6.2 OPTIONAL ORGANISER'S ADVERTISING .....	19
6.3 DRIVER'S & CO-DRIVER'S NAMES & IDENTIFICATION .....	19
6.4 RESTRICTIONS ON ADVERTISING .....	19
6.5 NATIONAL RESTRICTIONS ON ADVERTISING .....	20
6.6 BREACH OF REGULATION .....	20
6.7 DECALS & POSITIONING OF OBLIGATORY ADVERTISING .....	20
<b>7 TYRES .....</b>	<b>21</b>
7.1 REGULATIONS REGARDING TYRES WHICH MAY BE USED DURING THE EVENT .....	21

7.2	NUMBER OF TYRES .....	21
<b>8</b>	<b>FUEL / REFUELLING.....</b>	<b>22</b>
8.1	GENERAL .....	22
8.2	REFUEL PROCEDURE .....	22
<b>9</b>	<b>ADMINISTRATIVE CHECKS .....</b>	<b>23</b>
9.1	DOCUMENTS TO BE PRESENTED .....	23
9.2	TIMETABLE.....	23
9.3	VENUE / LOCATION .....	23
<b>10</b>	<b>SCRUTINEERING, SEALING &amp; MARKING &amp; INSTALLATIONS .....</b>	<b>23</b>
10.1	SCRUTINEERING VENUE AND TIMETABLE .....	23
10.2	DRIVER’S SAFETY EQUIPMENT AND TOOLS .....	24
10.3	INSTALLATION OF TRACKING SYSTEM AND NAV-GPS.....	25
10.4	ON-BOARD CAMERAS .....	26
10.5	ELECTRONIC EQUIPMENT .....	26
10.6	VEHICLE WINDSCREEN: .....	26
<b>11</b>	<b>OTHER PROCEDURES .....</b>	<b>26</b>
11.1	DRIVERS BRIEFING.....	26
11.2	PRE-START HOLDING AREA FOR CEREMONIAL START .....	27
11.3	CEREMONIAL / OFFICIAL START PROCEDURE AND ORDER.....	27
11.4	ELECTRONIC START PROCEDURE AT SELECTIVE SECTIONS (STAGES) .....	27
11.5	FINISH PROCEDURE.....	28
11.6	PERMITTED EARLY CHECK-IN .....	28
11.7	OFFICIAL TIME USED DURING THE RALLY .....	28
11.8	ROAD BOOKS DELIVERY .....	28
11.9	START OF THE RALLY .....	29
11.10	RUNNING OF THE RALLY .....	29
11.11	RACING PROCEDURE, SCORING POINTS .....	31
11.12	RACING PROCEDURE PENALTIES.....	33
11.13	IN CASE OF EQUAL SCORE POINT FOR TEAMS – DEAD HEAT .....	35
11.14	SERVICING OF VEHICLES .....	36
11.15	ANY SPECIAL PROCEDURES / ACTIVITIES INCLUDING THE ORGANISERS’ PROMOTIONAL ACTIVITIES .....	37
11.16	SAFETY, NAVIGATION & TRACKING EQUIPMENT .....	37
11.17	“VEHICLE TO VEHICLE ALARM SYSTEM” .....	37
11.18	ASSISTANCE IN CASE OF ACCIDENT .....	37
<b>12</b>	<b>IDENTIFICATION OF OFFICIALS .....</b>	<b>38</b>
<b>13</b>	<b>PENALTIES / CLASSIFICATION .....</b>	<b>38</b>
<b>14</b>	<b>PRIZES .....</b>	<b>38</b>
14.1	PODIUM / PRIZE GIVING.....	38
14.2	PRIZES.....	39
<b>15</b>	<b>FINAL CHECKS / PROTESTS / APPEALS / FINES .....</b>	<b>40</b>
15.1	FINAL CHECKS – WHO IS REQUIRED TO ATTEND FROM TEAMS AND LOCATION .....	40
15.2	PROTEST DEPOSIT .....	40
15.3	APPEAL DEPOSIT .....	40
15.4	PAYMENT OF FINES / PROTEST / APPEAL DEPOSIT .....	40
<b>16</b>	<b>APPENDIX 1 - ITINERARY .....</b>	<b>41</b>
<b>17</b>	<b>APPENDIX 2 - COMPETITORS’ RELATIONS OFFICER (CRO).....</b>	<b>42</b>
17.1	PRINCIPAL MISSION .....	42
17.2	PRESENCE DURING THE RALLY .....	42
17.3	FUNCTION .....	42
17.4	MEDIATION.....	42

<b>18</b>	<b>APPENDIX 3 - SAFETY EQUIPMENT SPECIFICATIONS</b> .....	<b>43</b>
18.1	HELMETS .....	43
18.2	CONDITIONS OF USE.....	43
18.3	FLAME-RESISTANT CLOTHING .....	43
18.4	SAFETY BELTS .....	43
18.5	WEARING OF JEWELLERY.....	43
18.6	MEDICAL AND SURVIVAL KIT .....	43
<b>19</b>	<b>APPENDIX 4 - DECALS &amp; POSITIONING OF OBLIGATORY ADVERTISING</b> .....	<b>44</b>
19.1	COMPETITION NUMBERS.....	44
19.2	EVENT PLATES .....	44
19.3	IDENTIFICATION NUMBERS .....	44
<b>20</b>	<b>APPENDIX 5 - INSTRUCTIONS FOR USING SAFETY TRACKING SYSTEM</b> .....	<b>45</b>
<b>21</b>	<b>APPENDIX 6 - INSTRUCTIONS FOR USING VEHICLE TO VEHICLE COMMUNICATIONS</b> .....	<b>54</b>
<b>22</b>	<b>APPENDIX 7 - ELECTRONIC START LIGHT PROCEDURE IN SS</b> .....	<b>57</b>
<b>23</b>	<b>APPENDIX 8 - NAVIGATION DEVICE INSTALLATION MANUAL</b> .....	<b>58</b>
23.1	POWER CORD .....	59
23.2	BASE/MOUNT.....	59
23.3	GPS ANTENNA .....	60
23.4	ANTENNA IRIDIUM.....	60
23.5	RFANTENNA .....	60
<b>24</b>	<b>APPENDIX 9 - EQUIPMENT &amp; SAFETY</b> .....	<b>62</b>
24.1	MEDICAL EQUIPMENT.....	62
24.2	MEDICATION - INFORMATION.....	62
24.3	COMPULSORY SEALED AND VALID MEDICAL KIT .....	62
24.4	SURVIVAL EQUIPMENT .....	63
24.5	ORGANIZER SAFETY MEASURES.....	63
<b>25</b>	<b>APPENDIX 10 - ROAD SPEED LIMIT SIGNS IN -KSA-</b> .....	<b>64</b>
<b>26</b>	<b>APPENDIX 11 - DIGITAL OFFICIAL NOTICE BOARD - SPORTITY</b> .....	<b>64</b>
<b>27</b>	<b>APPENDIX 12 - ROAD BOOK LEXICONS &amp; EXAMPLES</b> .....	<b>65</b>
27.1	LEXICONS.....	65
27.2	ROAD BOOK EXAMPLE .....	67
<b>28</b>	<b>APPENDIX 13 - TYPE OF WAY POINTS USED IN RALLY JAMEEL</b> .....	<b>69</b>
<b>29</b>	<b>APPENDIX 14 - THE PENALTY TABLE - SUMMERY</b> .....	<b>70</b>

## WELCOME LETTER

*Dear Ladies,*

*On behalf of Jameel Motorsports & Bakhshab Motorsports, I am pleased to welcome you to the third annual Rally Jameel.*

*Rally Jameel is a unique Rally event that is catered for women participants only, and an event which we promise will be as enjoyable as it will be challenging, and will surely test the participants' driving and navigation skills to the maximum, whether on road, or off road.*

*In addition to Saudi women participants, we were pleased to see many participants from other countries in the last events, and we expect to welcome more visitors this year which will allow us to showcase the diverse nature and beautiful sites available to visit in the Kingdom.*

*Our team has worked very hard to make the event as diverse as possible, with the terrain varying between Asphalt, Gravel, Open Desert, Dunes, and Stone covered tracks.*

*Furthermore, the event will take you to 5 different locations in our beloved Kingdom, from Hail, to picturesque Al-Ula, to Umluj, then Yanbu, and finally the end of the event in King Abdullah Economic City -KAEC- on the Red Sea.*

*For the past 2 years, we have organized this event with much success, and have used the experience gained in those two years in order to ensure that this 2024 event will be even better.*

*Our emphasis is always on safety first and foremost, and we have taken all possible measures to ensure that all participants will enjoy a fun and safe event, this includes the assistance and participation of various military and government agencies to whom we are sincerely thankful.*

*Our ambition for Rally Jameel is to be a global platform and brand for woman in motorsports, going forward we got the FIA Women in Motorsport Commission on board to support our ambition.*

*We are confident of delivering something unique and exhilarating and will endeavour to stage a first class event for you.*

*I wish you a successful Rally Jameel 2024.*

***Abdullah Bakhshab***

*Chairman*



# 1 INTRODUCTION

## 1.1 Rally Jameel (4<sup>th</sup> – 8<sup>th</sup> March 2024)

Rally Jameel is an all-women's 5 days Navigation Rally with both on-road and off-road sections

- Teams of two women, driver and Co-Driver (navigator), use an organizer-supplied navigation system (GPS) and road books to complete multiple sections in which they must traverse varied desert terrain to collect the waypoints, which are a geographical point defined by coordinates of longitude and latitude.
- Points are acquired by following the road book and using the GPS to navigate the sections. Higher points will be collected by following the road book precisely, not exceeding the speed limit whether in the selective sections (Stage) or road sections or speed control zones, or by maintaining a constant average speed while in the constant average speed Zone, and using the navigation system accurately. The team with highest total scored points will be declared the winner.
- It is a non-speed/time event, and will run according to its own categorization and specific regulations as provided here. Any modifications, amendments and/or changes to these regulations will be announced only by numbered and dated Bulletins, issued by the organizer up to the commencement of administrative checks, or by the Stewards after the commencement of the administrative checks. Exceptionally, modifications to the itinerary / Road book, may be made by the Organizer / CoC.
- ***The various documents will be written and published in English, In case of any discrepancy with any other translated version, the English text will be binding.***

## 1.2 Length of Selective Sections (Stages)

Selective Sections (Stages)	Length / KM
Stage 1	142.08 km
Stage 2	129.37 km
Stage 3	143.33 km
Stage 4	126.44 km
Overall Length of Selective Sections (Stages)	541.22 km

## 1.3 Overall Numbers, distances of SS's and total distance of the itinerary

Number of Stages	4
Number of Sections	4
Number of Selective Sections	4
Total distance of the itinerary:	1460.74 km
Overall length of Selective Sections (stages):	541.22 km

## 1.4 Route Terrain on Selective Sections (Stages)

Route Terrain	Percentage of the total Selective Sections (Stages)
Gravel / dirt tracks	49.2%
Open desert	36.6%
Dunes	1.2%
Stones	12.4%
Asphalt	0.6%

## 1.5 Average Altitude

The altitude for the selective sections (stages) is:

Stage	Average Alt (m)	Lowest Alt (m)	Highest Alt (m)
SS1 Hail - Al Ula	969	897	1122
SS2 Al Ula – Umluj	593	327	831
SS3 Umluj – Yanbu	188	17	417
SS4 Yanbu – <b>KAEC</b>	78	15	150

## 1.6 Maximum Slope:

Stage	Max Slope %	Average Slope %
SS1 Hail - Al Ula	+7.0% -6.4%	+1.0% -0.9%
SS2 Al Ula – Umluj	+3.9% -3.2%	+1.3% -1.0%
SS3 Umluj – Yanbu	+6.7% -5.3%	+1.2% -1.2%
SS4 Yanbu – <b>KAEC</b>	+3.8% -7.6%	+0.8% -0.9%

# 2 ORGANIZATION

## 2.1 Titles for which the rally counts:

- 2024 Rally Jameel Champion

## 2.2 Approvals

### 2.2.1 ASN Approval

ASN Visa No.	Issued on:
MAW / 1082 / م ا و	12 Sept. 2023

## 2.3 Organizer's name, address, and contact details (permanent office)

Organizer: Bkhashab Motorsports Development.  
 Representative: Abdullah Bkhashab – Chairman

Address: Bkhashab Motorsports Development.  
 P.O Box: 16263  
 Jeddah- 21464 Kingdom of Saudi Arabia

Tel.: +966 1 2652 0360  
 E-mail: [info@rallyjameel.com](mailto:info@rallyjameel.com)  
 Website: [www.rallyjameel.com](http://www.rallyjameel.com)

## 2.4 Organizing committee

Organizing Committee	
Chairman	Abdullah BAKHASHAB
Committee Member	Amer AL NAHDI
Committee Member	Fatima AL TAYEB

## 2.5 Stewards of the meeting

Stewards of the meeting		License No.
Chairman of Stewards	Randa AL NABULSI (JOR)	2024/ORG/013
Steward	Kristi JEENAS (EST)	
National Steward	Abdullah BAKHASHAB (KSA)	
Secretary to the Stewards	Mazen DAJANI	2024/ORG/016

## 2.6 Delegates and Observer

- ASN Observer                      N/A

## 2.7 Senior Officials

Senior Officials		License No.
Clerk of the Course	Khaled ZAKARIA (JOR)	2024/ORG/003
Deputy Clerk of the Course	Mazen DAJANI	2024/ORG/016
Assistance Clerk of the Course	Luai MARIE	2024/ORG/007
Chief Operation	Amer ALNAHDI	
Chief Safety Officer	Mousa HAZINEH	2024/ORG/008
Chief Medical Officer (CMO)	TBA	
Chief Scrutineer	TBA	
Competitors' Relations Officer (CRO)	Aya ZAKARIYA	2024/ORG/024
Assistant CRO	Yara AL MELHEM	
Chief Marshal	Ameerah ALMALKI	
Bivouac & Service Park Manager	Abdulrahman SALEM	
Results Officer	Peter MAJOSHAZI	
Time Keeper	Suzsanna MESZAROS	
Tracking Officer	Carlos FERNANDEZ	
Media Relations Officer	Izabella REKIEL	
Secretary of the Meeting / Document	Razan BUKHARI	
Equipment Officer	Mohammed ABO TIN	

All the Senior Officials mentioned above as well as all the Marshals in the field are considered Judges of Fact.



## 2.8 HQ location and Contact Details

2.8.1 Rally HQ will be located in Five Different Locations, it will be operational from Monday, March 4<sup>th</sup>, 2024 @ 07:00 am till Friday, March 8<sup>th</sup>, @ 21:00hrs, as mentioned in Article. 3 Programme Below.

- In Hail:

Millennium Hotel

Address: Hail University Complex

GPS Coordinates: [27°39'10.4"N 41°43'26.7"E](#)

Altitude: 940m

Phone: +966 16 538 6111

- In Al Ula:

Shaden Resort Al Ula

Address: MX66 + VWW Hail Road – Al Ula, Saudi Arabia

GPS Coordinates: [26°39'44.1"N 37°57'44.2"E](#)

Altitude: 700m

Phone: +966 50 604 3344

- In Umluj:

Waves Hotel Umluj

Address: King Abdullah Road, Umluj 48313, Saudi Arabia

GPS Coordinates: [25°05'47"N 37°15'57"E](#)

Altitude: 25m

Phone: +966 9200 12430

- In Yanbu:

Novotel Hotel Yanbu

Address Prince Abdulmagid Bin Abdulaziz, King Abdulmagid Corniche Road, Yanbu 41912, Saudi Arabia

GPS Coordinates: [24°04'47.1"N 38°01'46.4"E](#)

Altitude: 15m

Phone: +966 14 398 0000

- In **KAEC**:

Baylasan - Bay La Sun - Hotel King Abdullah City

Address: 7682 Hejaz Boulevard - Bay La Sun, King Abdullah Economic City (**KAEC**), Saudi Arabia

GPS Coordinates: [22°24'27.0"N 39°05'00.8"E](#)

Altitude: 25m

Phone: +966 12 510 6400

**EMERGENCY NUMBER: +966 55 884 8944**

- 2.8.2 Service Park will be located at the Rally HQ at the end of each day, there will be no Parc Fermé after the Service.
- 2.8.3 Official Notice Board: Only Digital Notice Board (DNB) will be deployed on official rally website [www.rallyjameel.com](http://www.rallyjameel.com) and will be also accessible in “Sportity” application in mobile devices (i.e. phones, tablets). Each Competitor participating in Rally Jameel 2024 is obliged to use the “Sportity application as a DNB and official electronic way of communication. Sportity App links [iOS](#), [Android](#), and [Computer](#) password: **JAMEEL24** must be used to enter this application. Push notifications will show if any new document is posted. Please note that **NO** physical Notice Board is used, all the information will be available on Sportity. The Digital Notice Board will become operational as mentioned in Article 3 programme below.



The contact (Mobile phones numbers, e-mails) notified by the Competitor / Crew members in the Entry Form will be used for group and individual communications (Sportity, Mobile phone, Email, WhatsApp). Any confirmation of receipt, if required, must mandatorily be returned by this contacts to CRO and/or Secretary of the Event and/or Rally Office. This contact must be notified in the Entry Form in place reserved for this purpose.

2.8.4 The Sportity App can be downloaded from Google Play or Apple Store.

- Download from Apple Store:  
<https://apps.apple.com/ee/app/sportity/id1344934434>.
- Download from Google Play:  
<https://play.google.com/store/apps/details?id=com.sportity.app>

2.8.5 “Push” notifications show any new document that is posted on the Digital Notice Board

## 2.9 Rally Media Centre

Rally Media Centres will be located in Five Different Locations, it will be operational from Monday, March 4<sup>th</sup>, 2024 @ 08:00 am till Friday, March 8<sup>th</sup>, @ 21:00hrs, as mentioned in Article 3 Programme Below

- In Hail:  
Millennium Hotel – Media Room
- In Al Ula:  
Shaden Resort Al Ula – Media Room
- In Umluj:  
Waves Hotel Umluj – Media Room

- In Yanbu:  
Novotel Hotel Yanbu – Media Room
- In **KAEC**:  
Baylasan – Bay La Sun- Hotel King Abdullah Economic City (**KAEC**) –  
Media Room

## 2.10 Official / Ceremonial Start Location

Official / Ceremonial Start is located in **Al Maghwa Park - Hail, منتزة المغواه / حائل**

GPS coordinates: [27°33'11.8"N 41°38'59.6"E](#)

## 2.11 Finish Ceremony Location

Finish Ceremony and Prize Giving will be at the Finish podium located in, King Abdullah Economic City (**KAEC**),

GPS Coordinates: [22°24'32.7"N 39°04'51.2"E](#)

The Finish Ceremony will be followed by a Gala Dinner at Baylasan – Bay La Sun- Hotel & Marina **King Abdullah Economic City (KAEC)**, as per Article 3 programme of these regulations.

GPS Coordinates: [22°24'27.7"N 39°05'01.3"E](#)

### 3 PROGRAMME

DATE	TIME	EVENT	LOCATION
19 <sup>th</sup> October 2023	10:00	Entries open	Rally Website
15 <sup>th</sup> January 2024	18:00	Publication of the Draft copy of the Regulations	Rally Website
26 <sup>th</sup> January 2024	23:59	Closing date for early entries	
3 <sup>st</sup> February 2024	23:59	Publication of the Regulations	Sportity/Website
19 <sup>th</sup> February 2024	23:59	Closing date for late entries / Co Driver Details Submission	
26 <sup>th</sup> February 2024	20:00 20:00	Publication of entry list Publication of Administrative Checks and Scrutineering Timetable	Sportity/Website
3 <sup>rd</sup> March 2024	10:00	Service Park Opens for logistics only	Millennium Hotel - Hail
	10:00 – 17:00	Opening Media Accreditation	On line
4 <sup>th</sup> March 2024	07:00 – 22:00	Rally Office Opens @ Millennium Hotel - Hail	Rally HQ - Hail
	08:00 – 22:00	Media Center Opens & Media Accreditation	Media Centre - Hail
	08:00	Service Park Opens	Millennium Hotel - Hail
	08:00 – 15:00	Administrative Checks & Collecting of Materials, Documents & Rally Safety Tracking / Navigation Devices (according to time schedule) Article 9.2	Rally HQ - Hail
	08:30 – 15:30	Scrutineering – Sealing & marking of components, at Scrutineering Venue (according to time schedule) Article 10.1.2	Millennium Hotel - Hail
	15:45 – 16:15	1 <sup>st</sup> Stewards Meeting	Rally HQ - Hail
	16:30	Publication of the List of Competitors Authorized to Start	Sportity/Website
	16:30	Publication of Ceremonial Start List (Reverse Order)	Sportity/Website
	16:30 – 17:00	Pre-Rally Press Conference	Media Centre - Hail
	17:00	Issue Road Book for Stage 1 / Section 1	Media Centre - Hail
	17:00 – 18:45	Drivers' and Team Managers Briefing, GPS Tracking Session	Media Centre - Hail
	19:00 – 20:00	Pre-Ceremonial Start – Holding Area Open / Close times	<a href="#">Al Maghwa Park- Hail</a>
	20:15	Publication of the Start List for Stage 1 / Section 1	Sportity/Website
	20:30 – 21:30	Rally Jameel Ceremonial Start	<a href="#">Al Maghwa Park- Hail</a>
	22:00	Re-Scrutineering for Vehicles Which did not Pass, at Scrutineering Venue	Millennium Hotel - Hail
5 <sup>th</sup> March 2024	07:30 – 21:00	Rally Office Opens in Hail , Then Shift & Close in Al Ula	Rally HQ – Hail / Al Ula
	08:00	Start of Stage 1 Section 1 (TC o) Hail – Al Ula	Millennium Hotel - Hail
	08:30 – 20:00	Media Centre Open in Hail, Then Shift & Close in Al Ula	Media Centre Hail / Al Ula
	Approx. 17:00	Finish of Stage 1 / Section 1 (estimated time of 1 <sup>st</sup> car) at Service Park Al Ula	Service Park – H.Q Al Ula
	18:30	Publications of Unofficial Classification for Stage 1 / Section 1	Sportity/Website
	19:00	Publication of start list for Stage 2/ Section 2	Sportity/Website
	19:00 - 20:30	Issue Road Book for Stage 2 / Section 2 & Drivers' and teams' Briefing	Media Centre Al Ula

6 <sup>th</sup> March 2024	07:00 – 21.00	Rally Office open in Al Ula, Then Shift & Close in Umluj	Rally HQ Al Ula / Umluj
	07:00 – 07.30	Re-Scrutineering for Vehicles which had issues in Stage 1– Service Park	Service Park – H.Q Al Ula
	08:00	Start of Stage 2 / Section 2 Al Ula – Umluj TC 1B (Service park out)	Service Park – H.Q Al Ula
	08:30 – 20:00	Media Centre open in Al Ula, Then Shift & Close in Umluj	Media Centre Al Ula/ Umluj
	Approx. 15:05	Finish of Stage 2 / Section 2 (estimated time of 1 <sup>st</sup> car) at Service Park/Umluj	Beach Bivouac / Umluj
	17:15	Publications of Unofficial Classification for Stage 2	Sportity/Website
	18:00	Publication of start list for Stage 3 /Section 3	Sportity/Website
	18:00 – 19.00	Issue Road Book for Stage 3 / Section 3 & Drivers’ and teams’ Briefing	Rally HQ Beach Bivouac/Umluj
7 <sup>th</sup> March 2024	07:30 – 21.00	Rally Office open in Umluj, Then Shift & Close in Yanbu	Rally HQ Umluj / Yanbu
	07:30 – 08.00	Re-Scrutineering for Vehicles which had issues in Stage 2 – Service Park	Rally HQ Beach Bivouac/Umluj
	08:30 – 20:00	Media Centre open in Umluj, Then Shift & Close in Yanbu	Media Centre Umluj/Yanbu
	09:00	Start of Stage 3 / Section 3 TC 2B Umluj – Yanbu (Service park out)	Rally HQ Beach Bivouac/Umluj
	Approx. 14:35	Finish of Stage 3 / Section 3 (estimated time of 1 <sup>st</sup> car) Service Park Yanbu	Service Park – Yanbu
	16:15	Publications of Unofficial Classification for Stage 3	Sportity/Website
	17:00	Publication of start list for Stage 4 /Section 4	Sportity/Website
	17:30 – 18.30	Issue Road Book for Stage 4 / Section 4 & Drivers’ and teams’ Briefing	Media Centre, Yanbu
8 <sup>th</sup> March 2024	07:00 – 21.00	Rally Office open in Yanbu, Then Shift & Close in <b>KAEC</b>	Rally HQ Yanbu / <b>KAEC</b>
	07:15 – 07.45	Re-Scrutineering for Vehicles which had issues in Stage 3– Service Park	Service Park – Yanbu
	08:00	Start of Stage 4 / Section 4 TC 3B Yanbu – <b>KAEC</b> (Service park out)	Service Park – Yanbu
	08:30 – 21:00	Media Centre open in Yanbu, Then Shift & Close in <b>KAEC</b>	Media Centre Yanbu / <b>KAEC</b>
	Approx. 15:00	Finish of Stage 4 / Section 4 (estimated time of 1 <sup>st</sup> car) Parc Fermé / <b>KAEC</b>	Rally Parc Fermé / <b>KAEC</b>
	Immediate after arrival at the finish line	Final Scrutineering (following the marshals’ instructions) and collection of Tracking devices – Parc Fermé	Rally Parc Fermé / <b>KAEC</b>
	17:00	Final Stewards Meeting	Rally HQ / <b>KAEC</b>
	17:30	Publication of Provisional Classification	Sportity/Website
	After the Stewards have declared the Classification final	Publication of Final Classification	Sportity/Website
	18:30	Post-Rally Press Conference	Media Centre / <b>KAEC</b>
	18:45 – 19:45	Pre Finish Ceremony – Holding Area	Finish Area / <b>KAEC</b>
	20:00	Finish Ceremony & Prize Giving	Finish Podium / <b>KAEC</b>
	21:00	Rally Jameel Gala Dinner	Bay La sun Hotel, <b>KAEC</b>

3.1.1 All cars must be ready each morning at the service park out (TC 0, TC 1B, TC 2B, TC 3B) **at least 1 hour before the Scheduled Start time for the 1st Car**. Failure to comply with the above, will be subject to time Penalty of 1 point/minute and at the discretion of the Stewards.

3.1.2 *It is highly recommended that all teams to travel light during Rally Jameel 2024, which will make it much easier for them to relocate each day, leaving the headache of packing and unpacking away, because you will be moving to a five different Cities / Sites during the 5 days event.*

## 4 ENTRIES

### 4.1 Closing date for entries

- Monday, 19<sup>th</sup> of February 2024, at 23:59hrs (local time)

### 4.2 Entry procedure

Entries must be submitted before the closing date of entries as per Article 3 programme of these regulations. Entries must be made using the online form available on the website [www.rallyjameel.com](http://www.rallyjameel.com). **It is the responsibility of the Competitor to fill out the entry form completely and correctly. Each Competitor is obliged to indicate in the entry form a complete set of required data.** If the application is sent by fax, by email or made electronically, the original duly signed entry form by both Driver and Co-Driver must reach the Organiser within 5 days following the close of entries. A copy of the valid competitor's license - if available – to be attached to the entry form. If one of the drivers will be the competitor, he must hold a valid competitor's license and a driver's competition license.

Mailing Address for Entry Form:

Bakhashab Motorsports Development.  
P.O Box: 16263

Jeddah- 21464 Kingdom of Saudi Arabia  
Tel.: +966 1 2652 0360  
E-mail: [info@rallyjameel.com](mailto:info@rallyjameel.com)  
Website: [www.rallyjameel.com](http://www.rallyjameel.com)

An entry application (including electronic form) will be accepted only if accompanied by the total entry fees. The entry fee must be credited in full to the organiser's bank account.

**All bank charges must be paid by the sender:**

Bank Name:	National Commercial Bank - Jeddah
Branch:	Jeddah
Account Name:	Abdullah Salem M. Bakhashab Est. – Commercial services branch
IBAN:	SA79 1000 0012 3575 8800 0100

Anyone wishing to take part in the Event must send the entry form, duly completed, to the secretariat of the event no later than the schedule mentioned Article 3 programme of these regulations along with the entry fee, accompanied with colour scanned copies of at least the below list by email to [info@rallyjameel.com](mailto:info@rallyjameel.com)

- Copies of the Driver and Co Driver, Valid driving licenses
- Copy of the Driver and Co Driver, Valid competition license (if Available)
- Copy of the Driver & Co-Driver valid passports or identifications (Required)
- The Entrant's full name as it appears on the competition license (if Available)
- The full name of Driver & Co-Driver, their nationality, and their addresses
- The characteristics of the vehicle, group, and class
- Vehicle documents and registration papers (Scanned Copy if Available)
- A written authorization from the owner of the Vehicle, to use this entered vehicle in sporting competition during Rally Jameel 2024
- A copy of the payment receipt must be presented
- ASN permission to take part in the event (Copy if Available)

The Entry to the Rally is the conclusion of a civil law contract with the Organiser. It also means the consent of the Team / Competitor / Driver / Co-Driver for the processing of personal data for purposes related to the organization of the above Rally, and the whole series of Competitions in which the Rally is organized. This entry also means consent to the publication of Team / Competitor / Driver / Co-Driver image and its/his/her results. A Team / Competitor / Driver / Co-Driver has the right to access its / his / her personal data, correct them and request to cease processing of these data. A request to cease processing of its / his / her personal data means resignation from participation in the Competition.

### 4.3 Number of Competitors Accepted and Vehicle Classes

- 4.3.1 The Maximum number of entrants shall be limited to “55” Cars,
- 4.3.2 If more than the maximum number of entries is received, the acceptance of entries among the drivers will be at the sole discretion of the organiser.
- 4.3.3 The minimum number of entered vehicles required is “40”. If that number is not reached, the Organizer may cancel / postpone the Rally after obtaining the ASN approval.

### 4.4 Accepted Groups / Classes

- 4.4.1 The Eligible Cars, Groups / Classes of vehicles which will only score points for the 2024 Rally Jameel (national classification) will be classified as per the below table.

Group	Class	Description
PT	4	4 Cylinders Part Time 4x4 with a two-speed transfer case
PT	6	6 Cylinders Part Time 4x4 with a two-speed transfer case
PT	8	8 Cylinders Part Time 4x4 with a two-speed transfer case
PTH	4	4 Cylinders Hybrid Part Time 4x4 with a two-speed transfer case
PTH	6	6 Cylinders Hybrid Part Time 4x4 with a two-speed transfer case
PTH	8	8 Cylinders Hybrid Part Time 4x4 with a two-speed transfer case
AW	4	4 Cylinders All Wheel drive with no low drive
AW	6	6 Cylinders All Wheel drive with no low drive
AW	8	8 Cylinders All Wheel drive with no low drive
PR		Promotion Class (Not included in the results)

- 4.4.2 Only PT 4, 6, 8, PTH 4, 6, 8 & AW 4, 6, 8 are eligible to score points and compete for the final results,
- 4.4.3 Modifications to PT, PTH & AW will be accepted if the car is street legal and these modifications do not affect the safety of the car. Acceptance or rejection of any modification on the car will be at the discretion of the Stewards, based on a recommendation by the Chief Scrutineer.

#### **IMPORTANT NOTES:**

- 4.4.4 Drivers don't have the right to request any change of Group or Class after publication of the Eligible start list for Stage 2 / Section 2.
- 4.4.5 Car numbering is upon the discretion of the organizers, Drivers have no right to protest or complain on the competition number of the car.
- 4.4.6 Vehicles entered in a class with less than 3 entrants will be competing only for the general overall classification.

## 4.5 Entry Fees & Packages

### 4.5.1 With organizers optional advertising

Entry Fees		Saudi Entries & Gulf & Overseas		
		Entries		
		Early SR 12000 Late SR 16000	Early SR 12000 Late SR 16000	Early SR 12000 Late SR 16000
#	Included	PT / PTH	AW	PR
1	Fuel	no	no	no
2	1 half board hotel night in Hail *	√	√	√
3	1 half board hotel night in Al Ula*	√	√	√
4	1 half board hotel night in Umluj *	√	√	√
5	1 half board hotel night in Yanbu *	√	√	√
6	1 half board hotel night in <b>KAEC</b> *	√	√	√
7	Visa (if required) **	√	√	√
8	Navigation & desert driving Training Course	√	√	√
9	Maintenance Team Shared by all competitors	√	√	√
10	Food & Beverage & Water	√	√	√
11	Safety / Tracking & Navigation equipment rental (an additional Refundable deposit of <b>SR 2500</b> is required during documentation)	√	√	√
12	Tracking & Navigation installation kit	√	√	√
13	Rally car plates kit (numbers, obligatory & optional advertising, etc.)	1 Set	1 Set	1 Set
14	Rally Documents Kit (Road Books & Supplementary Regulations)	1 Set	1 Set	1 Set
15	Set of wrist bands for crew x2, team manager x1, team members x4, and service x3 (armband)	1 Set	1 Set	1 Set
16	Merchandise (Driver & Co-Driver) if any	√	√	√
17	Service Area	√	√	√
18	Safety Kit, Medical Kit & Survival Kit***	√	√	√
19	Insurance (third party)	√	√	√

\*1 twin room including Breakfast & Dinner in Hail, Al Ula, Umluj, Yanbu and **KAEC**. For any Extra Nights please send a request by email to [info@rallyjameel.com](mailto:info@rallyjameel.com) Charges will apply based on RACK Rates

\*\*To be applied Latest by the 19<sup>th</sup> of February.

\*\*\*Check Table in Article 10.2 of these regulations

**4.5.2** Above mentioned fees include the optional advertising, if a competitor does not accept the optional advertising the entry fee will be increased by **60%**.



## 4.6 Payment Details

All entry fees must be paid upon submitting the entry form. Any entry not accompanied by the entry fee shall be null and void. The entry fee shall be paid by cheque attached to the entry form or by bank transfer to the account indicated below (in the latter case, adequate proof of payment must be attached to the entry form). A copy of the receipt must be presented at the administrative checks

Bank Name:	National Commercial Bank - Jeddah
Branch:	Jeddah
Account Name:	Abdullah Salem M. Bakhshab Est. – Commercial services branch
IBAN:	SA79 1000 0012 3575 8800 0100

All fees must be paid with the entry form or during admin checks by check or a bank Transfer, an extra 10% non-refundable fees if paid by a credit card.

## 4.7 Entry Fee Refunds

Entry fees will be refunded in full:

- If the event does not take place.
- To entrants whose entry application is rejected.

The Organiser may partially (up to 50% of paid entry fee) refund entry fees if a competitor cannot take part in the event, and was unable to start the rally, due to a duly proved case of force majeure.

## 4.8 Waivers

By submitting their entries, the competitors, drivers, co-drivers and car owners waive any claims or rights to pursue action for damages in connection with the event against the Organizer. By signing of the Entry Form the Competitors and all Crew members, renounces all rights to enforce any compensation for any damages and/or losses and/or harms, which might be result of accidents occurred during the Rally to them and/or their personnel members and/or their accompanying persons and/or their equipment. This renouncement refers to ASN, SAMF, the Organiser, and rally officials, Sponsors and other Competitors and Crews (also from accompanying events run in the same time and on the same route)

# 5 INSURANCE

## 5.1 Third Party Insurance

The Entry Fee includes the insurance premium, which guarantees the Competitors cover for civil liability towards third parties (Public Liability). The indemnity provided under this insurance is the equivalent of SAR 200,000 as total minimum liability cover.

The insurance cover will come into effect from the Administrative Checking and scrutineering for the event and end upon the expiry of one of the following time limits, whichever is the later:

- Time limit for protests or appeals or the end of any hearing by the Stewards.
- End of the post-event scrutineering.
- End of the prize-giving.

The beneficiaries are covered by the insurance while on the course of the event, throughout the duration of the event. During that time, competitors who have retired or been disqualified continue to be covered by insurance, if they join the finish control or the nearest port of embarkation via the most direct route from the location where they have retired or been disqualified.

## 5.2 Insurance Company

The insurance policy details are available with the organizer.

## 5.3 Exclusion

The insurance policy on no account covers the theft of vehicles, spare parts, or any other properties. The service, auxiliary & truck vehicles, even those bearing special plates issued by the organizers, are not covered by the insurance policy of the event; hence, their insurance policies remain the sole responsibility of the owner. The Organiser is not responsible for any damages and/or losses and/or harms of Competitors and/or Crew members and/or members of Competitors/Crews personnel and/or Competitors/Crews accompanying persons, occurred during the Rally. The insurance policy on no account covers the theft of vehicles, spare parts or any other properties. The service, auxiliary & truck vehicles, even those bearing special plates issued by the Organisers, are not covered by the insurance policy of the event; hence, their insurance policies remain the sole responsibility of the owner.

## 5.4 Organisers Liability

The Organisers decline liability for any accident caused to Competitors/Crews and competing vehicles during the whole time of the event, or any case of catastrophe, cataclysm, riots, demonstrations, vandalism etc. Competitors, crewmembers, members of Competitors/Crews personnel and Competitors/Crews accompanying persons, will have to sustain all consequences (damages, fines, and penalties) created by any accidents. Organisers also decline any liability for any breach of the Saudi Laws and regulations.

## 5.5 Additional Insurance

In addition to the insurance covered by the Organiser, all Competitors and drivers are required to provide their own insurance covering all vehicles used in Kingdom of Saudi Arabia to cover for civil liability towards third party (public liability) for the entire duration of their visit in the case of foreign crews, or permanent cover in the case of Saudi residents. This is to cover competitors while they are on the road sections, or on public roads or highways. Competitors and drivers are free to take on at their own convenience any individual insurance policy that they deem fit, independently from above mentioned liability insurance.

## 5.6 Proof of Insurance

All Competitors must be able to present the insurance papers at the Administrative Checks. The burden of proof for a valid insurance rest solely on the competitor.

## 5.7 In Case of Accident

During the rally, a competitor or his representative must notify in writing the Clerk of the Course, the Crew's Relations Officer (CRO), or the Organizers directly within 24 hours in case an accident occurs, describing the circumstances of the accident as well as the names and addresses of the injured.

## 5.8 Waiver

**By submitting their entries, the competitors, drivers, and car owners waive any claims or rights to pursue action for any damages / Injury or death in connection with the event against the organizer. It is well known to all participants that off road driving can be an inherently dangerous activity which should only be undertaken by competent, experienced, knowledgeable, and fully present and aware personnel. Each participant assumes the risk of bodily injury, death, or property damage when participating in the event. Safety is a main concern for the organizer, but the organizers' of Rally Jameel 2024 or its officials, marshals and staff, cannot be held responsible for the safety of the competitors.**

## 6 ADVERTISING & IDENTIFICATION

### 6.1 Obligatory Organiser's Advertising

- Text of the obligatory advertising Rally Jameel 2024
- Two competition number plates size (doors) 50x52cm
- One competition number plates size (roof) 50x52cm
- One Rear competition number plates size 50x52cm
- One Front competition number size 42x21cm
- One front windscreen panel 240x25cm

6.1.1 The Organiser shall supply each crew with the identification number mentioned above, which must be affixed to their vehicles in the stated positions prior to scrutineering. The roof top competition number to be placed on the roof with the top of the plate towards the front of the vehicle.

6.1.2 All Competitors are not allowed to cut any obligatory organizers' advertising panels. No signage, other than the colour scheme of the vehicle, shall be placed within 10 cm of the Obligatory organizers' advertising panels.

6.1.3 A competitor who has definitively retired from an event must immediately remove or cover his competition numbers.

### 6.2 Optional Organiser's Advertising

- The text will be announced to competitors in a Bulletin.
- Two panels, 50x52cm to be affixed on the right and left sides of the vehicle, on the area between the wheel arches which they are totally visible from the sides.
- Two front windshield top left and right corners 25x10cm
- Competitors who accept the Organiser's optional advertising as specified in these regulations must reserve space for it. No modification of the advertising is allowed.
- Spaces on the vehicle must be kept free, see Article 19 Appendix 4, of these regulations for the location of the Optional Advertising, if a competitor does not accept the optional advertising the entry fee will be increased by **60%**.

### 6.3 Driver's & Co-Driver's Names & Identification

- The first initial(s) and surname of the driver and the co-driver, followed by the national flags of their countries, (based on their nationality / Passport), must appear on both sides of the front wings or front doors of the vehicle. The letters must have a height of 30 to 50mm. If the names or flags are absent or wrongly affixed, a fine of 10% of the entry fee will be incurred
- The members of the Crew will be identified by means of an identity wrist band (bracelet). The emergency number and name of the event will be written on the wrist band.

### 6.4 Restrictions on Advertising

Competitors are allowed to affix any kind of advertising to their cars, if:

- It is authorized by the Saudi National Laws
- It is not likely to give offence.
- It is not political or religious or abusive in nature.
- It respects the regulations on competition numbers.
- It does not interfere with the crew's vision through the windows

## 6.5 National Restrictions on Advertising

- Tobacco: Advertising of tobacco, tobacco products and imitations, as well as smokers' requisites is forbidden according to the Saudi legislation on vehicles, competition \ service equipment, Crew and the Team members' outfits.
- Alcohol & Pornography: Advertising of alcoholic beverages and / or Pornography is strongly restricted and forbidden by the Saudi law and not allowed on competing cars, competition / service equipment & vehicles, Service vehicles, Crew and the team members' outfit & clothes.
- All rights are reserved for the Organiser to place advertisement in Rally Office, at Ceremonial Start and Prize Giving Ceremony of the Rally, in Service Park and along the itinerary of the competition. Within the entry fee the Competitor/Crew may display its advertising on their competing vehicles, service vehicles, auxiliary vehicles, service tents, umbrellas, fences surrounding their service space, etc. located on service position allocated to him. Other marketing and advertising activity must be agreed with the Organiser.

## 6.6 Breach of Regulation

The crews must ensure that the advertising is properly affixed throughout the running of the event. If compulsory or optional advertising is absent or wrongly affixed, a fine of 10% of the entry fee will be applied for a first offence, and 100% of the entry fee for each repeated offence.

## 6.7 Decals & Positioning of Obligatory Advertising

### 6.7.1 Event Plates

Decal #	Description
1	Two front doors and One rear race number panels 50x52cm, One front race numbers 42x21cm, One roof race number panel 50x52cm, and One front windscreen panel 240x25cm, all these panels with compulsory advertising.
2	Two panels, 50x52cm to be affixed on the right and left sides of the vehicle, on the area situated between the wheel arches if they are totally visible from the side, and two front windshield top left and right corners 25x10cm optional advertising (+60% if rejected).
3	The first initial(s) and surname of the driver and the co-driver, followed by the national flags of the country (based on their nationality / Passport), must appear on both sides of the front wings or front doors of the vehicle. The letters must have a height of 30 to 50mm.
4	One roof top race number panel 50x52 cm. The roof top competition number to be placed on the roof with the top of the plate towards the front of the vehicle.

### 6.7.2 Identification Numbers

Rally plates and all organizer's advertising must be fitted to the car by the competitor as specified in the diagram below prior to Scrutineering before scrutineering, and must be visible for the duration of the rally.



## 7 TYRES

### 7.1 Regulations regarding tyres which may be used during the event

Competitors are free to use any make or model of Tyres as long it is Street Legal Tyres.

### 7.2 Number of tyres

No Restrictions on the Maximum number of Tyres to be used by any competitor during the Rally. It is **highly** recommended to have a minimum 2 Spare tyres properly fitted and mounted to the car.

## 8 FUEL / REFUELLING

### 8.1 General

- All vehicles must have sufficient fuel range at least to cover 250 km off-road between official refuelling locations. An extra safety margin of 10% is recommended.
- Refuel stations \ locations are marked in the Road Book, competitors are free to refuel in these stations
- Fuel available in these stations is Diesel, Gasoline 91 and 95 Octane.

### 8.2 Refuel Procedure

- It is **forbidden** to refuel in the Service Park
- Refueling is permitted in the designated commercial fuel stations, or in the designated refuel zones. In commercial fuel stations Crew are responsible to fill up their vehicle, a team member may proceed with the payment but will have to stay away from the vehicle. In the designated Refuel Zones (if Any) and Solely for the purpose of assisting with the refueling procedure of their vehicle, two team members of each crew may access the Refueling Zone, a third being present with a fire extinguisher.
- Organiser may add an Additional Optional Remote Refuel zone (s) throughout the Rally Route to be used by all competitors, these zone (s) will be clearly marked in the road book. Otherwise a communication or a bulletin to all competitors will be issued before the Rally, with the details of the Section, Distance and location of those additional remote refueling Zone (s)

Road Book #	Section #	Page Number/ @ KM	Description
1	Section 1	TBA @ TBA km*	TBA m Before TC*
2	Section 2	TBA @ TBA km*	TBA m Before TC*
3	Section 3	TBA @ TBA km*	TBA m Before TC*
4	Section 4	TBA @ TBA km*	TBA m Before TC*

\*If applicable, a communication or a bulletin will be published before the start of the Rally.

- To access a refueling zone, it is recommended that the team members wear goggles, and it is mandatory to wear long clothes.
- Engines must be switched off throughout the refueling operation and the crew must remain outside the vehicle during refueling, and it's forbidden to use mobile phones and radio communications while in the Refuel Zone.
- The fuel stations authorized will be indicated in the competitor Road Book with "FUEL STATION".
- A vehicle may be pushed out of the RZ by the crew, officials and/or the three team members without incurring a penalty. An external battery may be used immediately after leaving the zone.
- In case that a vehicle must empty its fuel tank for repair then the Competitor must inform the Organiser, in addition to the Chief Scrutineer, prior of the start of any such work.
- Each Competitor / Crew is responsible for calculating the appropriate amount of fuel for his vehicle. In any case, the Competitor / Crew can't make claims against the Organiser of the Rally if his vehicle does not cover the minimum distance between two refueling points, indicated in the Itinerary and Road Book.
- All the infringements of the Service and refueling rules will be reported to the Stewards.

## 9 ADMINISTRATIVE CHECKS

### 9.1 Documents to be presented

To keep the time required for the administrative checks to the necessary minimum, Competitors/Crews are required to bring and present all the following documents (Originals)

#	Document
1	Driver & Co-Driver valid driving licenses for the vehicle entered
2	Driver & Co-Driver Valid passports / identification
3	Completion and signing of all details on the Entry Form
4	Signing of the Indemnity Form by both the Driver and Co Driver
5	Signing of the Acknowledgment and commitment form for receiving the Desert Safety Kit.
6	Valid Rally vehicle documents and Registration papers
7	Valid Rally vehicle Insurance cover certificate
8	Permission to use the vehicle (where the owner is not a crew member)
9	Valid Competitor's competition license*
10	Driver & Co-Driver Valid competition licenses*
11	ASN authorization for all foreign Competitors and/or Driver's*
12	Driver & Co-Driver medical aptitude certificates

\*not compulsory

#### 9.1.1 Additional Requirements

**A refundable deposit of SR 2500 MUST** be paid in Cash or Credit Card during documentation for Safety Tracking & Navigation equipment. **An Extra 10% non-refundable acquiring fees to be added to the total, if paid by a credit card.**

### 9.2 Timetable

- 9.2.1 The Administrative Checks will take place according to Article 3 programme of these regulations. A time schedule for each competitor will be published in a bulletin.
- 9.2.2 Drivers and co-drivers taking part in the event must report to the administrative checks in accordance with the timetable which will be published in a bulletin.
- 9.2.3 There will be established a Time Control (C1) before the Administrative Checks, which will be responsible for checking the Competitors' compliance with the assigned schedule.
- 9.2.4 Any crew reporting late / outside their time schedule for administrative checks, a penalty of **SR100/min** to a maximum of 30 minutes will be applied, thereafter they will be reported to the Stewards who may apply a penalty at their discretion.

### 9.3 Venue / Location

- In Hail:  
2024 Rally Jameel H.Q, Millennium Hotel - Hail, as per the address in Article 2.8.1 of these regulations.

## 10 SCRUTINEERING, SEALING & MARKING & INSTALLATIONS

### 10.1 Scrutineering venue and timetable

- The scrutineering will be performed on Monday, March 4<sup>th</sup>, 2024, according to Article 3 Programme of these regulations, at Hail Service Park, which is located at Millennium Hotel - Hail.

- Vehicles may be presented at scrutineering by the Competitor/Crew or an authorized (mentioned in the entry form) representative of the team. See Article 3 Programme.
- A time Schedule for each competitor will be published by means of a bulletin.
- Any competitor or representative reporting Late / outside their time schedule for scrutineering, the competitor will be penalised **SR100/min** to a maximum of 30 minutes will be applied, thereafter the competitor will be reported to the Stewards who may apply a penalty at their discretion

#### 10.1.1 Mandatory Documents

#	Document
1	SOS / OK board (A3 format)
2	Vehicle registration papers

#### 10.1.2 Scrutineering Timetable:

- A schedule for each competitor will be published in a bulletin.
- There will be established a Time Control (C2) before the Scrutineering, which will be responsible for checking the Competitors' compliance with the assigned schedule.
- Any competitor or representative reporting late / outside their time schedule for scrutineering, a penalty of **SR100/min** to a maximum of 30 minutes will be applied, thereafter the competitor will be reported to the Stewards who may apply a penalty at their discretion.

#### 10.1.3 Before Scrutineering time control, competitors must comply with the following:

- All Rally plates, competition numbers and advertising plates must be correctly fitted in the entered vehicle.
- Complete Safety Tracking system unit and devices NAV/GPS in working order, correctly & permanently fitted to the vehicle.
- Present the driver's safety equipment for approval.
- Have the Survival kit ready for inspection (medical and survival equipment)
- Insure that Each Vehicle has a minimum of Two (2) towing eye hooks.

#### 10.1.4 Competitors need to pay particular attention to the following:

- Fire Extinguisher one 5kg or Two 2.5kg Properly Fitted to the Vehicle.
- Electric Standard Power Connections (NAV-GPS / Tracking System)

### 10.2 Driver's Safety Equipment and Tools

- All items of clothing, helmets including any Safety requirements that are intended to be used during the Rally, must be presented for scrutineering.
- Whenever a vehicle is in motion on any type of Selective Section (Stage) and until the stop control, the crew must wear crash helmets, all required safety clothing and equipment, and must have their safety seat belts correctly fastened whenever the vehicle is in motion. Any infringement will be penalized by the Stewards.
- The cars must be equipped with a sealed and valid medical kit that must be easy to access for the driver and co-driver. Drivers are responsible for their medication, they must acquire, transport and take care of it.
- Because the selective sections (stages) are run in the desert and dunes it is compulsory for every crew to carry the following equipment / survival kit on board.



Description of the Equipment & Survival / Kit	Quantity
First Aid Kit – Per Box *	1
Reflective Triangle *	1
Seat Belt Cutters accessible when belted into seat *	1
Fire Extinguishers (2.5 lb each) *	2
Sand Ladder *	2
9 Meter Long Towing Belt *	1
D Shackle for Towing Belt *	2
Working Gloves - pairs - *	2
Hand Shovel *	1
Air Compressor *	1
Tire Air Deflator *	1
Jack	1
Tire Repair Kit	1
Tools Kit	1
Safety Vest / Per Crew Member	1
Safety Light (flashing torch)	1
Motorcycle or Working Goggles (with soft edge to the face) / Per Crew Member	1
Towing Eye Hook	2
Warm Clothes & Jacket / Per Crew member	1
1.5 Litre on Non Alcoholic Beverages Per Person	1
A Reserve of 5 Litres of Drinking Water – Water Gallons -	1
Survival Food Supplies, Min 1500 calories per person (e.g. Power Bar)	Min 1500 calories P/P

\*To be provided by the organizer

### 10.3 Installation of Tracking System and NAV-GPS

The installation of the Safety Tracking System and NAV-GPS into the competitor's vehicles will be supported by a team provided by organizer.

#### 10.3.1 Safety Tracking System

All vehicles must only be fitted with the Safety Tracking System(s) provided by the Organiser. The instructions for the use of the Tracking System in Articles 20 & 21 Appendix 5 & 6, of these regulations or you can click on any of the below links:

**In English:** <https://www.youtube.com/watch?v=E6i7cMDp9-Y>

**In Arabic:** <https://www.youtube.com/watch?v=IXSXIJ1PEgA>

Also the instructions will be discussed in details during the Drivers' Briefing as per Article 3 Programme of these regulations

Tracking devices shall be collected during the Administrative Checks as per Article 3 Programme. Correct mounting and system operation will be checked by members of Safety Tracking System Provider service team, during the Scrutineering. Tracking Officer will collect back the devices from the vehicles at the finish Parc Fermé or Service Park for retired competitors.

#### 10.3.2 Navigation System

Competitors are obliged to be equipped with one Navigation System (NAV-GPS) downloaded with the waypoints given by the Organizer.

### 10.3.3 Connection of the system

It is the competitor's responsibility to ensure that the Safety Tracking System(s) and the NAV-GPS always remain permanently connected and switched on with the antenna connected throughout the duration of the competition. Any crew that fails to do so, or if it is noted that the any of the systems is not in operation through the fault of the crew, will be reported to the Clerk of the Course and will incur a **penalty of 125 Score points**.

## 10.4 On-Board Cameras

10.4.1 Competitors wishing to use a camera must supply the following information to the organizer before the start: Competitor's name, car number, competitor's address and use of footage.

10.4.2 The Organizer officials may recover the footage at any time. The footage may be used by the organizer officials.

10.4.3 All authorised cameras will be identified by an adhesive decal by the Organiser during the Scrutineering and must be mounted in the vehicle at the time of scrutineering.

10.4.4 All camera positions and mounting used must be shown and approved during scrutineering before the start of the competition.

## 10.5 Electronic Equipment

10.5.1 Any radio or electronic means of communication, or any other device not expressly permitted by regulations, is forbidden on board of the vehicles.

10.5.2 Any numbers of telephones, mobile phones or satellite phones carried on board must be given to the Organiser during the administrative checks.

10.5.3 During Selective Sections (stages) telephones may only be used from outside the vehicle and must be switched off at other times.

10.5.4 The use of the telephone on road sections or public roads is not permitted while driving according to KSA Traffic Laws.

10.5.5 It is optional for the competitors to use a GPS-based Trip Meter. No functions other than measuring (kilometres, times, speeds, course) may be integrated into the GPS Trip Meter. Any infringement will be penalized by the Stewards that might go up to disqualification.

## 10.6 Vehicle Windscreen:

In case the windscreen is absent due to an accident, at the start of a section, the wearing of a full-face helmet with a visor or goggles of motocross type, or an open face helmet with motocross type of goggles is compulsory for all members of the crew, otherwise the vehicle will not be permitted to start the section.

# 11 OTHER PROCEDURES

## 11.1 Drivers Briefing

- The pre-event Drivers' and team managers briefing will take place at the Rally Media Centre located at the Rally HQ Millennium hotel - Hail, on Monday, March 4<sup>th</sup>, 2024 as per Article 3 Programme of these regulations. The briefing will provide further information about the selective sections (Stages) and answer any questions the crew may have.
- The presence of both members of the crew is compulsory. Any crew not attending the pre-event briefing and any subsequent briefing will incur a penalty of **SR 500** and up to disqualification.
- Subsequent Daily briefings to be delivered according to the program in Article 3 of these regulations. Same penalty will apply if both crew members didn't attend.
- Team Managers are allowed to attend the briefing.

## 11.2 Pre-Start Holding Area for Ceremonial Start

- Holding area will be setup on-site, competitors **MUST** enter the Holding Area as per Article 3 programme of these regulations.
- The holding area will be secured. Access is limited to Crew members and Media representatives carrying the appropriate identification\accreditation.
- Vehicles must be driven by one of the drivers or any team member representative to the pre-start holding area. Where refueling and any kind of other service is strictly forbidden. Any violation will be reported to the Stewards who may impose a penalty against the team involved.
- Entering the pre-start holding area outside the indicated time window mentioned in Article 3 programme of these regulations, and up to 30 minutes, will incur a penalty of **SR100/min**, thereafter the competitor will be reported to the Stewards who may apply a penalty at their discretion.

## 11.3 Ceremonial / Official Start Procedure and Order

### 11.3.1 Ceremonial start procedure / order

- The Ceremonial Start will take place in [Al Maghwa Park- Hail](#) according to Article 3 Programme of these regulations. It is mandatory for both Crew members to attend.
- The Ceremonial start will be in **descending** car number order, starting from the last competitor to the first.
- Vehicles will start at one “1” minute interval. Then they will return to the Service Park - Hail.
- It is mandatory for all crew members to wear their team wear or racing overalls, and boots during the Ceremonial Start ramp. Crews not complying with this will be reported to the Stewards.
- If a crew is unable to participate in the ceremonial start with its vehicle. The crew concerned must still attend the ceremonial start on foot, wearing their team wear or racing overalls, boots, at their due time.
- No Time Cards will be used in the ceremonial start, once the crew arrives to the pre-ceremonial start holding area they must follow the marshals’ instructions.

### 11.3.2 Official start procedure / order

- According to the itinerary, the official start of the rally will be at TC0, Hail Service Park out.
- All Vehicles will start Section 1 on Tuesday, March 5<sup>th</sup>, 2024 according to Article 3 programme of these regulations.
- It is mandatory for both Crew members to be in the vehicle at the official start of the rally.
- A Start List will be issued according to Article 3 programme of these regulations.
- The start will be in **ascending order**, starting from the first competitor to the last.
- Vehicles will start at one “1” minute interval. Then they will proceed to TC 1 Hail – AIUla Stage. Refusal to start at the allocated time for each TC will result in a **10 points penalty**.
- Time card will be given at the start of TC0, it is the responsibility of the crew to maintain the time card and to present it at each TC during the section upon the request of the marshal. **10 points penalty** for not presenting the time card on each TC.

## 11.4 Electronic Start Procedure at Selective Sections (Stages)

- Throughout 2024 Rally Jameel, we will be using Chronomoto system with their beams and timing equipment.
- At each Start, there will be 2-digit electronic starting device with 2 green lights, coupled with a photocell responsible for detection of false starts.
- The photocell will be placed 50 cm beyond the start line. The display will be placed so as to be well visible to a Crew sitting in a vehicle on the starting line.
- The vehicle with the Crew is placed at the start line. The starting device continuously counts down to the moment of the green light. Numbers are shown in the sequence: 30, 15, 10, 5, 4, 3, 2, 1 and the green light turns on.

- The green light will stay on for 20 seconds. Within this time, the Crew must start
- Please refer to Article 22 Appendix 7, of these regulations for the Start Light procedure in the Selective Sections (Stages).
- In the event of having to use a manual start procedure, after handing the time card back to the crew, the start marshal will count down aloud: 30" - 15" - 10" and the last five seconds one by one. When the last 5 seconds have elapsed, the start signal shall be given.

### 11.5 Finish Procedure

- After the Finish of the Rally at TC4A, all competitors MUST enter the Finish Parc Fermé, and follow marshals' instructions.
- Post-event scrutineering will take place as soon as possible after the arrival of the cars to the Finish Parc Fermé Area at TC4A.
- After parking their vehicles in the Parc Fermé upon passing the finish line, participants' team (crew) must remain available by phone (mobile) until the final classification has been posted.
- Before the podium & prize giving ceremony, the crew or a team member must drive their vehicle from the Parc Fermé to the Finish Holding Area in "King Abdullah Economic City-KAEC" within the open/close time mentioned in Article 3 programme of these regulations.
- Holding Area will be setup on-site, competitors MUST enter the Finish Holding Area and follow marshals' instructions.
- The holding area will be secured. Access is limited to Crew members and Media representatives carrying the appropriate identification\accreditation, all cars are subject to Parc Fermé Rules until the Parc Fermé is opened at the instruction of the Stewards
- The Finish Ceremony, Podium & Prize Giving will take place according to Article 3 Programme of these regulations.
- The prize giving / trophies will be given in descending order according to classification.
- It is mandatory for all classified crews to attend the finish ceremony and prize giving, under pain of forfeiture of their right to their trophies, cups, as well as other prizes, if any.
- It is mandatory for all crew members to wear their Team wear or racing overalls, and boots during the Finish Podium. Crews not complying with this will be reported to the Stewards
- In the event a car is not drivable for the above procedure, this must be reported to the Clerk of the Course and the crew members concerned must still attend the podium finish ceremony on foot.

### 11.6 Permitted Early Check-in

Early check in is permitted in the following Tc's

- TC1A Al Ula, Service IN
- TC2A Umluj, Service IN
- TC3A Yanbu, Service IN
- TC4A KAEC, Parc Fermé (PF) IN

### 11.7 Official Time Used During the Rally

Official time throughout the entire rally will be according to the GPS time (KSA = UTC + 3 hours).

### 11.8 Road Books Delivery

Road books will be delivered In accordance with Article. 3 program of these regulations as follows:

- Section 1: Monday, March 4<sup>th</sup>, 2024 @ 17:00hrs Media Centre / Hail
- Section 2: Tuesday, March 5<sup>th</sup>, 2024 @ 19:00hrs Media Centre / Al Ula
- Section 3: Wednesday, March 6<sup>th</sup>, 2024 @ 18:00hrs Media Centre / Umluj
- Section 4: Thursday, March 7<sup>th</sup>, 2024 @ 17:30hrs Media Centre / Yanbu

Road Book will be delivered as per the schedule in Article 3 programme of these regulations. The Organizer will issue the Road Book one day at a time. If the notes of the Opening Car are not yet included in the Road Book, the competitors will receive the notes separately at the scheduled delivery time of the Road Book.

## 11.9 Start of the Rally

### 11.9.1 Publication list of competitors eligible to start and start lists

- Start List for Section 1 established according to the Clerk of the Course and any results in previous participations, and will be published on the Digital Notice Board (See the Programme in Article 3 of these regulations).
- The Start List for subsequent Sections shall be based on the classifications according to the selective section (Stages) Score / time(s) of previous Section(s).

### 11.9.2 Official start of competition:

- The official competition start of the Rally will take place from TC 0 Service out at the Millennium hotel Hail, on Tuesday, March 5<sup>th</sup>, 2024. All competitors must follow the Road book to proceed to the next TC.

## 11.10 Running of the Rally

- Attention: Whilst the route generally avoids being in proximity of farms and inhabited areas, competitors are advised when driving in the vicinity their speed should be restricted. Crews must always take every precaution to minimize the nuisance and disturbance to all forms of livestock.
- The itinerary of the Rally is made up of Road Sections with a scheduled time and roads open to traffic.
- It is forbidden to transport a vehicle by any means (truck, trailer, etc.) either in the stage or road sections, except in the case of a retirement in a Stage, any violation of that will be reported to the Stewards.
- For safety reasons a system of Red Flags deployed by marshals will be positioned to signal competitors to stop or slow down, all competitors must abide by this procedure.
- Any crew which has failed to start / complete a Stage will be assumed to re-start the event from the start of the next Stage a Section Penalty will be applied.
- It is mandatory for all competitors to Stop at the finish of the stage and get their time card stamped. Failure to comply with this provision will result in a **10 Points penalty** for each stop.
- For types of waypoints used in the Rally please refer to Art. 28 Appendix 13, of these regulations.

### 11.10.1 Start Intervals

- Start interval of one (1) minute between all Vehicles on the starting lists of Stage / Section 1, 2, 3 & 4. According to the start list issued as per Article 3 programme for each Section.

### 11.10.2 Speed Control Zone (SCZ)

- Speed Control Zones (SCZ) might be established when needed in any part of the Stage or road section.
- The start of the SCZ will be indicated in the Road Book by a “DZ” symbol in circle filed orange color and by a “DZ” waypoint.
- The end of the speed control zone will be indicated in the Road Book by an “FZ” symbol in circle filed green color and by an “FZ”.
- 90 meters before and after waypoint “DZ” and 90 meters before and after waypoint “FZ”, is the tolerance zone, where no penalty is applied.
- The exact speed will be monitored by: Stella / Anube Sport.
- Penalties will be applied as per Article 11.12.2 of these regulations.

### 11.10.3 Transfer Zone (TZ) / Neutralization Zone (NZ)

The (TZ) / (NZ) might be used in Rally Jameel 2024. It is a Road section with an allotted time between two parts of a Selective Section (Stage). The start of the following part of the Selective Section (Stage) will be at a target start time, determined by adding the allotted transfer time to the arrival time of the previous part. The regulations that apply are the same as for a Road Section, including Remote Service Zone when the Transfer Zone follows the same route as the service vehicles.

- Start interval of one (1) minute between all Vehicles on the starting lists of Stage / Section 1, 2, 3 & 4. According to the start list issued as per Article 3 programme for each Section.
- There will be one (TZ)/(NZ) of distance XX.xx Km between End of ASS# A and DSS# B with a X hour xx minutes as target time, All Competitors must abide with the route in the Road book following all the road signs and speed limits.
- The Start time of the next part of the Selective Section (Stage) will be given as a target start time, determined by adding the arrival time for the previous part of the Selective Section (Stage) to a fixed time for the Transfer Zone, i.e. the arrival time (to the second) of the previous part of the Selective section (Stage) + fixed time = target start time of the following part of the Selective Section (Stage).
- A maximum allowed time will be indicated on the Time card for a Selective Section (Stage). If the Selective Section (Stage) is in parts, maximum allowed times will be indicated for each part. If a maximum allowed time is exceeded by a competitor and noted, the crew will not be allowed to start the following part and the Clerk of the Course will apply the Penalty as per Article 11.12.8 of these regulations and Article 29 Appendix 14. The competitor may drive to the last TC of the Stage and will be able to take the start of the next Section/Day
- There will be no TC before the start line of any following part. Having arrived at the end of the Transfer zone (FT), the competing vehicle must stop and wait in front of the panel with the start symbol on yellow background, from where the vehicle may enter the validation radius of the (FT) waypoint 60 seconds before its individual start time and be driven to the start line. (START Symbol). It is prohibited to deliberately block vehicles or prevent them from passing one or both lines.
- At the start line of any following part of the Selective Section (stage), the crew must stop and wait until the start signal is given electronically, or by the NAV-GPS System. Control officials may be present to monitor the correct start procedure.
- In case of a delay at the start of any following part of the Selective Section (Stage), the crew will be penalized as late arrival on TC according to Article 11.12.4 & Article 29 Appendix 14, of these regulations
- If a crew does not stop at the start line, or leaves the start line before the start signal is given, this will be considered a false start and Early Check-in penalty will apply according to Article 11.12.5 & Article 29 Appendix 14, of these regulations.
- In any case, a crew which does not start part one of the Selective Section (Stage) will not be allowed to start the following part of the stage.
- If Transfer Zone is applicable during the Rally, any competitor who misses to pass through the Transfer Zone waypoint (DT) used to define the beginning of the Transfer Zone within the selective section (Stage), cannot complete the second part of the selective section (Stage).

At the end of the Selective Section (Stage), the result (time taken) for the Selective Section (Stage) will be calculated by subtracting the START (DSS) time, and the fixed transfer zone time(s) from the FINISH (ASS) time.

### 11.10.4 Interruption of a Selective Section (Stage)

When a Selective Section (Stage) is interrupted or stopped for any reason, each crew affected will be allocated by the Clerk of the Course a points which is judged the fairest using all means at his disposal (e.g. GPS, Passage Control times, tracking system, etc.). However, no crew which is solely or jointly responsible for stopping a stage may benefit from this measure.

### 11.10.5 Retirement

- Any crew which has failed to complete a section will be assumed to re-start the event from the start of the next Stage unless they confirm otherwise to the Clerk of the Course in writing.

This shall apply to any vehicle which has deemed to have retired on the grounds of Sporting Penalties, exceeding the time limit or has failed to report to a control but shall not apply where the vehicle has been disqualified for breach of eligibility requirements, traffic infringements or by a decision of the Stewards.

- A crew wishing to retire completely must notify the Clerk of the Course in writing.
- Drivers who retired before the end of the Rally must notify the Clerk of the Course of their retirement maximum one (1) hour prior to the publication of the start list of next Section and must hand in their time card at the closest Control post. Competitors failing to abide to this prescription will be fined **SR 500**.

### 11.10.6 Maximum Permitted Lateness at a TC

- Any lateness exceeding 30 minutes of any individual target time (TC) or an accumulative lateness exceeding 45 minutes at the end of each stage or of a Section, will result in the competitor concerned being considered to have retired at that control, and the competitor will receive a Time Control (TC) penalty for each missed TC and, eventually, a Section Penalty for each Selective Section (Stage) not started or not completed.

## 11.11 Racing Procedure, Scoring Points

In Rally Jameel 2024 all participants will have an equal chance to collect the full Rally points by: following the Road Book in order to collect / validate all the waypoints. (10 Score point for each validated Waypoint), and by following the Road Book distance accurately and maintain target average speed in the Average Speed Control Zone (ASC) through hidden waypoints. Scoring points are acquired by following the road book and using the GPS to navigate the Stages. Higher points will be collected by following the road book precisely, Not exceeding the speed limit whether in the stage or road sections or speed control zones, and maintaining a constant average Speed while in the in the constant average speed Zone, and using the navigation system accurately, and by avoiding all kind of penalties. The team with highest total scored points will be declared the winner.

### 11.11.1 First Aspect: Waypoints

- A Waypoint is a geographical point defined by coordinates of longitude and latitude Located in the Stage (SS). The itinerary will be defined by the road book and the sequence of waypoints are marked in the Road book and introduced in the GPS equipment provided by the organizer. Competitors must follow the road book and pass by and validate these waypoints. See Art. 28 Appendix 13, for types of waypoints used.
- For Each Validated waypoint (WP) as listed in the Road Book, Crew will acquire scoring points.
- The Crew must pass through all waypoints in chronological (ascending) order, and it is not allowed to drive backwards (opposite the direction of SS) to get a previously missed waypoint. Subject to a penalty by the stewards up to disqualification, see Art. 29
- To validate a waypoint the Crew must pass within a validation radius of that waypoint which is in Jameel Rally a radius of 90 meter from the center of that Waypoint. For each missing waypoint a penalty will apply as per Article 29 Appendix 14, the Penalty table
- The penalty for non-validation of a (Stage Start or Finish waypoints) or missing TC or Exceeding time Limit, and for missing (WPT, DZ, FZ) waypoints will be penalized as per Article 29 Appendix 14, the penalty table.
- The course will remain confidential, Waypoint's list will be distributed with the road book during the drivers briefing the night before the start of each Section.

- There will be no waypoints to validate in the Road Section, which are used to go to and from the Selective Sections (Stages), or back to Service Parc / Parc Fermé. However traffic law penalties will apply in case of speeding on public roads or breaking any traffic rules in the kingdom.

#### 11.11.2 Second Aspect: Average Speed Challenge (ASC)

- Every selective section (stage) of the rally will have at least one timed competition aspect called average speed challenge (ASC) in which absolute speed is not the main objective, but rather the control of the speed, based on the time and the distance travelled measured as per the road book. More explanation to be given during the Drivers' briefing.
- Each Average Speed Challenge Zone will have a distance between 5 to 30 kilometers long.
- Each Average Speed Challenge Zone will include many Hidden Scored Segments.
- Definition of Scored Segment = Distance between two hidden points inside an Average Speed Challenge when following the Road Book route, (the 2<sup>nd</sup> hidden point at any segment to be considered as the 1<sup>st</sup> hidden point for the next segment in the same ASC).
- Within each Stage, there will be multiple Scored Segments where the average speed will be calculated (by Stella) and points can be scored based on how closely their average speed is to the target average speed mentioned in the Road Book. The average speed for each Scoring Segment will be calculated independently of the other Scored Segments. The number of scoring segments and points for each Average Speed Challenge Zone in each Section will be communicated to competitors in the drivers' briefing. The Scored Segments are hidden, meaning they can be anywhere in the Selective Section (stage).
- Achieving the target average speed exactly scores the maximum number of points for that Challenge. If teams exceeded the targeted average speed, they will receive fewer points multiplied by a factor of Three (3). If they are below the targeted average speed the multiplier factor is one(1) so they will be penalize only by the same amount of points.

The Formulas are as follows:

- Exceeding Target Average Speed:
  - Points Scored = Maximum points – [(Actual Avg Spd – Target Avg Spd) \* 3]
    - ex. Maximum points = 50, Target Avg = 50kph, Actual Avg = 53.457kp
      - Points Scored = 50 – [(53.457 – 50) \* 3] = 39.629
- Below Target Average Speed:
  - Points Scored = Maximum points – (Target Avg Spd - Actual Avg Spd)
    - ex. Maximum points = 50, Target Avg = 50kph, Actual Avg = 47,839kph
      - Points Scored = 50 – (50 – 47.839) = 47.839

Car #	Target Average Speed	Actual Average Speed	Score
1	50.000	53.457	39.629
5	50.000	50.000	50.000
9	50.000	47.839	47.839

- The Maximum Allowed Speed at any time During the Average Speed Challenges will be **8 km/h** over the Target Average Speed mentioned in the Road book. If this 8 km/h tolerance is exceeded at any time, further penalties will apply to the concerned Team (s) as per Article 11.12.2 below and Article 29 Appendix 14, the penalty table, for exceeding this speed.



## 11.12 Racing Procedure Penalties

For each penalty a fixed number of Score Points will be deducted from the competitor's scored points as per the below details.

### 11.12.1 Excessive Speeding in Road Sections / Traffic Laws

- Throughout the Event, both crew members must abide by the National traffic laws on Road Sections.
- Penalties for any infringement of the National Traffic laws during the competition element of the event will be deducted from the total scored points as follows:

Infringement	Speeding	Other Than Speeding infringements
	Penalty by the CoC	Penalty by the Stewards
First Infringement	10 Score points/kph over the Speed limit	Penalty at the discretion of Stewards
Second Infringement	15 Score points/kph over the Speed limit	Penalty at the discretion of Stewards
Third Infringement	20 Score points/kph over the Speed limit	Penalty at the discretion of Stewards
Forth Infringement	Disqualification applies only by the Stewards	

### 11.12.2 Maximum Speed while driving in the Stage, Speed Control Zones and Service Parks.

- The Maximum Speed Limit at any time in all the Selective Section (Stage) will be **70 kph** as mentioned in the Road book
- It is the Crew responsibility not to exceed the Maximum Speed limit for the stage and the speed determined for the speed control zones, with tolerance of **Three (3) kph**
- The tolerance is applied only for the first 2 pulse signals, then penalty will apply according to the table at the end of this article.
- Organisers must establish speed control zones when part of a Stage or a Road Section passes through a populated area and at other locations at their discretion.
- The start of the speed control zone will be indicated in the Road book by a "DZ" symbol and by a "DZ" Waypoint.
- When entering the validation radius of the speed control zone, the crews will be informed by their NAV-GPS that they are approaching a speed control zone. 90 meters after this "DZ" waypoint, the tolerance zone ends, and penalties will apply.
- The end of the speed control zone will be indicated in the Road book by an "FZ" symbol and by an "FZ" waypoint. When entering the validation radius of this waypoint, the tolerance zone of 90 meters begins, within which no penalty applies.
- In the Speed control Zone a pulse signal is recorded in the NAV-GPS immediately after the tolerance zone ends and at least every 150 meters. The speed is displayed on the NAV/GPS and recorded in its memory.
- Within a speed control zone, organizers may specify a speed limit of 30, 40 or 50 kph. If there is a divergence between the Road book and the NAV-GPS, the information given by the NAV-GPS will prevail.
- At the end of each Section the NAV-GPS will be inspected for any speed excess violation.

Any violation by exceeding the Max Speed allowed or the Speed control Zone during the Stage and or Road Section, or in the Service Park, will be immediately reported to the Clerk of the Course and the crew involved will be penalized by deducting the penalty points from the total scored points as follows:

Exceeding Max Speed or Speed Control Zone in Selective Section (Stage)		
Exceeding Between and Including	Points Penalty	Cash Penalty
1 to 5 kph	5 Score points x number of Pulses	0
6 to 15 kph	10 Score points x number of Pulses	0
16 to 40 kph	20 Score points x number of Pulses	SR 500
Over 40 kph 1 <sup>st</sup> pulse	50 Score points	SR 1000
Over 40 kph 2 <sup>nd</sup> pulse	100 Score points	SR 5000
Over 40 kph 3 <sup>rd</sup> pulse	150 Score points	SR 7000
More Pulses over 40 kph	At the Discretion of the Stewards	

- The exact speed / average speed will be monitored by: Stella
- The GPS / Navigation will be provided by: Stella

#### 11.12.3 Penalty for Missing a TC

- For each missing TC, 50 **Score Points** will be deducted from the competitor's scored points.

#### 11.12.4 Penalty for Exceeding the Maximum Permitted Lateness or Late Arrival at a TC

- Any lateness exceeding 30 minutes of any individual target time (TC) or an accumulative lateness exceeding 45 minutes at the end of each section, will result in the competitor concerned, to have retired at that control, and the competitor will receive a Time Control (TC) penalty for each missed TC. **50 Score Points** will be deducted from the scored points.
- If less than 30 minutes lateness between TC's and less than 45 minutes accumulative lateness per Section, a Score points penalty equal to the lateness time will be deducted from the scored points. Any fraction of a minute will be rounded down to the previous minute, (i.e. if a crew is late 10 Minutes 42 seconds at a TC, a penalty of 10 Score point will apply).

#### 11.12.5 Early Arrival Penalty

- Any Vehicle or Crew report early at a TC will be penalized Score points equal to the number of minutes or fracture of a minute multiplied by 5.

i.e. if a crew reports early at a TC with 6 minutes 22 seconds the points penalty will be 7 minutes multiply by 5 ( $7 \times 5$ ) = 35 score points to be deducted.

#### 11.12.6 Waypoints Penalty

- For each missed waypoint competitor will be penalized in accordance with Article 11.11.1 of these regulations and Article 29 Appendix 14, the penalty table.

#### 11.12.7 Section Penalty

- Section Penalties will be applied in Jameel Rally 2024 in accordance with Article 29 Appendix 14, of these regulations. Max Time (each minute equal to 1/2 score point) + 50 Score points for every missing TC including Start and Finish to be deducted, Zero Score points for each missing way point, and Zero Score point for Each Missing Average Speed Zone.

## 11.12.8 Maximum Time Allowed in the Stage

The Maximum Time allowed in the Selective Sections (Stages) are:

Selective Section (stage)	Length – Km	Max. Time Allowed – hh:mm	Penalty if Max time Exceeded ½ point / minute
SS1 Hail – Al Ula	132.22	04:30	135 points
SS2 Al Ula - Umluj	91.89	04:30	135 points
SS3 Umluj – Yanbu	114.08	05:00	150 points
SS4 Yanbu – <b>KAEC</b>	126.44	03:15	97.5 points

The maximum time allowed above may be modified at any moment by the Stewards, upon the proposal of the Clerk of the Course. Crews will be informed thereof as soon as possible. Any crew who exceeded the max allowed time for a Stage will penalized per Article 29 Appendix 14, the penalty table.

The Crew that exceed the maximum time to finish the SS is obliged to leave the SS route through the first available evacuation route. The Crew will be informed of this fact at the first SOS point encountered along the SS route. Failure to comply with this provision will result in a penalty by the stewards and up to disqualification of the Crew from the Rally.

## 11.12.9 Leg Penalty

- In accordance with Article 29 Appendix 14, of these regulations. Leg Penalty if applied in rally Jameel 2024 is equal to {50 Score points for every missing TC including Start and Finish + Max Time (each minute equal to 1/2 score point x2)} to be deducted. Zero Score points for all Selective Section (Stage) way points, and Zero Score point for all Average Speed Zones in the Selective Section (Stage).

## 11.13 In Case of Equal Score point for Teams – Dead Heat

- In the Event of Dead Heat in the event and after the finish of the Rally the competitor will be proclaimed the winner of the rally according to:
  - The greater number of first places, between the 4 Stages,
  - Then second places, then third places, etc., achieved in the final classifications of their respective Sections, counting only those stages which have served to make up their points total.
  - Highest number of waypoints validated during the Rally.
  - Lowest number of penalties imposed (not value) during the Rally.
  - Lowest Number of Speed Violations (not Value) in the Stages, Speed control Zones, Average Speed Challenge Zones and Road Sections.
  - If it remains, the team with the highest score on the last day of competition shall be Proclaimed the winner of the rally.

In the event of a further tie, the Stewards of the meeting will decide the winner and decide between any other tying drivers and co-drivers, based on whatever other considerations it thinks appropriate

## 11.14 Servicing of Vehicles

- There will be Four Service Parks for the duration of Rally Jameel 2024 in Hail, Al Ula, Umluj and in Yanbu.
- Service is permitted only at the service park.
- Maximum speed inside the Service Park is **25 km/h**, Any violation by exceeding the Max Speed allowed, will be immediately reported to the Clerk of the Course and the crew involved will be penalized, and points will be deducted from the total scored points as per the table in Article 11.12.2 Above, and Article 29 Appendix 14, in the penalty table.
- Servicing the vehicle outside the Service Park in the road section or Stage or in the Transfer Zone is allowed only by the Crew using solely the equipment on board and with no external physical assistance except by other competitors / vehicles which are still in the competition for the current Stage may assist each other.
- Servicing the vehicle by the Service Team is restricted to be done only inside the Service Park, except for retired vehicles intending to re-start may be repaired outside of the Service Park. Obtaining a permission from the CoC is a **MUST** if the repair will take place inside a Stage.
- The movement of service / assistance vehicles is strictly controlled and is forbidden along the route of any Stage. For any infringement of this rule a penalty of up to and including disqualification from the event may be imposed by the Stewards on the competitor for whom the transgressors are servicing.
- Servicing in a closed and/or private place is not authorized. If a car is serviced inside a closed tent, the Clerk of the Course must be informed and any official of the event must be allowed to enter the tent at any time.
- The competition car may be driven outside the service park for technical testing (by a team member including the driver and/or the co-driver), in which case tracking GPS system must always be switched on.

### 11.14.1 Location of the Service Park (SP) / Park Fermé (PF)

- In Hail / SP: Millennium Hotel Hail, GPS: [27°39'10.4"N 41°43'26.7"E](#)
- In Al Ula / SP: Shaden Resort Al Ula, GPS: [26°39'44.1"N 37°57'44.2"E](#)
- In Umluj / SP: Waves Hotel Umluj, GPS: [25°05'47"N 37°15'57"E](#)
- In Yanbu / SP: Novotel Hotel Yanbu, GPS: [24°04'47.1"N 38°01'46.4"E](#)
- In **KAEC** / PF: Bay La Sun Hotel (KAEC), GPS: [22°24'27.0"N 39°05'00.8"E](#)

### 11.14.2 Service teams and accompanying persons

- Each competitor is reminded that she is jointly and severally responsible for her service teams and accompanying persons.
- Any infringements of the regulations as well as the use of unauthorized equipment – whether or not this has a direct or indirect influence on the results or sporting running of the event – will be judged by the Stewards who will be entitled to decide up to the disqualification from the event of the competitor(s) involved, directly or indirectly.
- The ID bracelet, Must correctly be worn on the wrist of competitors, crew and service personnel, who are considered to be the only authorized to be present in an official location, including the service park. Personnel must show the bracelet at any time on request.

- In the service area, team personnel may work on a competing vehicle. They will be identified by an ID bracelet supplied by the organizer. The crew may work freely.
- A crew receiving assistance in any form, from a third party not identified by the wearing of the bracelet are subject to a penalty of **SR 500** and a penalty at the Stewards' discretion up to and including disqualification.

#### 11.14.3 Service Allowed in the Stage

- During Selective Sections (Stages) any service, except that expressly allowed in these regulations, is forbidden. Only crews with vehicles still in the competition for the current Stage may assist each other, using only the equipment on board of these vehicles.
- To recover a retired or damaged vehicle, service vehicles may enter a Selective Section (Stage) after the closing of the relevant time controls if permitted to do so by the Clerk of the Course. Such vehicles must travel only in the direction of the Selective Section (Stage) unless authorized otherwise by the Clerk of the Course.

#### 11.14.4 Mechanical Support by the Organiser

- As Mentioned in Article 11.14.2 Each Crew is responsible about their service team, but if requested by the crew a Light Mechanical Support Provided by the Organiser (max 15 minutes check for each car) that includes a routine check of: Fluids levels / Leakages, Tire air pressure, breaks, safety issues, cleaning of Air filter, and changing of one tire will be performed by the rally mechanics who will be available at the arrival point of the Service Area end of Section 1, Section 2, and Section 3.

### 11.15 Any Special Procedures / Activities Including the Organisers' Promotional Activities

- The pre-event press conference will be held at the Rally Media Centre located at the Rally HQ, Millennium Hotel - Hail on the **4<sup>th</sup>, March 2024** at 17:15hrs
- The post-rally press conference will be held at the Rally Media Centre located at the rally HQ in **King Abdullah Economic City - KAEC**, on the **8<sup>th</sup>, March 2024** at 18:30hrs
- The list of drivers required to participate will be announced by means of a Communication issued by the Clerk of the Course at due time.

### 11.16 Safety, Navigation & Tracking Equipment

See Article 20 Appendix 5, of these regulations.

### 11.17 "Vehicle to Vehicle Alarm System"

See Article 21 Appendix 6, of these regulations.

### 11.18 Assistance in Case of Accident

See Article 21 Appendix 6, of these regulations.

## 12 IDENTIFICATION OF OFFICIALS

Officials will be identified as follows:

Chief Marshal	Yellow Tabard numbered with White Stipes & text "Chief Marshal"
SS Commander	Red tabard with white Stripe & text " Stage Commander"
SS Post Chief	Blue tabard with white Stripes & text "Post Chief"
Time Keeper	Orange tabard with White stripes & text "Timekeeping"
Marshal	Yellow Tabard numbered with White Stipes & text "Marshal"
SS Safety Officer	Orange tabard with White stripes & text "Safety Officer"
SS Radio Point Marshal	Yellow tabard with blue radio symbol
Safety Marshals	Orange Tabard numbered with White text "Safety Marshal"
Medical Personnel	White tabard with red crescent on the back & text "Medical"
Competitors' Relations Officer "CRO"	Red jacket or tabard with Text "CRO"
Scrutineers	Black t-shirt or tabard with White Stripes & text "Scrutineer"
Media	Green tabard numbered with white Stripes & text "Media"

## 13 PENALTIES / CLASSIFICATION

### 13.1.1 Penalties

The penalties applied in Rally Jameel 2024 will be Section Penalties.

### 13.1.2 Classification

The final classification will **NOT** be distributed after the event. It will be published on the website [www.rallyjameel.com](http://www.rallyjameel.com) and on the Digital Notice Board – Sportity.

### 13.1.3 Classifications during the Rally will be as Follows:

- Unofficial Classifications distributed by the Organiser during the event.
- Provisional Unofficial Classification of Stage 1 / Section 1 (overall and by group)
- Provisional Unofficial Classification of Stage 2 / Section 2 (overall and by group)
- Provisional Unofficial Classification of Stage 3 / Section 3 (overall and by group)
- Provisional Unofficial Classification of Stage 4 / Section 4 (overall and by group)
- Provisional Classification (overall and by groups) at the end of the event.
- Final classifications of all the Stages.
- Final Classification (overall and by groups) at the end of the event.

## 14 PRIZES

### 14.1 Podium / Prize Giving

All trophies will be awarded during the prize-giving ceremony which will take place on the 8<sup>th</sup>. March 2024 as per Article 3 Programme of these regulations.

- Date: Friday, 8<sup>th</sup>, March, 2024
- Time: 20:00
- Venue: according to Article 3 programme of these Regulations

## 14.2 Prizes

Prizes will be awarded according to the following list:

### 14.2.1 General Classification

General Overall Classification		
1st Overall		Two trophies
2nd Overall		Two trophies
3rd Overall		Two trophies

### 14.2.2 Class Classification

PT Classification		
1st PT4		Two trophies
1st PT6		Two trophies
1st PT8		Two trophies
PTH Classification		
1st PTH4		Two trophies
1st PTH6		Two trophies
1st PTH8		Two trophies
AW classification		
1st AW4		Two trophies
1st AW6		Two trophies
1st AW8		Two trophies
PR classification		
1 <sup>st</sup> PR Class		Two trophies

14.2.3 Rocky of the Rally 2 Trophies

14.2.4 Both Crew Holding Same Nationality. (First of Each Nationality) 2 Trophies

14.2.5 Finisher 2 Trophies or Medals

No Cash prizes to be awarded to Competitors.

A Gala Dinner will take place in **King Abdullah Economic City - KAEC** at 21:00 hours on Friday 8<sup>th</sup> of March 2024. Immediately after the finish podium / prize giving ceremony **as per Art. 2.11 of these regulations**

**Dress Code: Formal / National Dress**

## 15 FINAL CHECKS / PROTESTS / APPEALS / FINES

### 15.1 Final checks – who is required to attend from teams and location

- 15.1.1 The Final Checks will take place, according to Article 3 programme of these regulations at the Scrutineering venue / Parc Fermé.
- 15.1.2 Competitors who are selected for final checks by the Stewards, must provide at least two mechanics and the proper equipment/tools (including all sealed spare parts if any) at the final Scrutineering venue.
- 15.1.3 Each selected car will be driven to and from the final Scrutineering by one of the crew or a designated team member, (who must be present at the finish ceremony) and accompanied by an official.
- 15.1.4 In case of a protest, the protested car will be checked at the discretion of the Stewards.
- 15.1.5 Any teams required to undergo final checks must immediately follow the instruction of the marshals in charge, even if this prevents them from proceeding to one or more TC's.
- 15.1.6 The complete set of mandatory documents mentioned in Article 10.1.1 of these regulations must be available for the final checks.

### 15.2 Protest Deposit

- 15.2.1 The Protest deposit is: **(SR10.000) Ten Thousand Saudi Riyals.**
- 15.2.2 If a protest requires the dismantling and re-assembly of a clearly defined part of the car, any additional deposit will be specified by the Stewards upon the proposal of the Chief Scrutineer.
- 15.2.3 The expenses incurred by the work and by the transport of the car shall be borne by the claimant if the protest is unfounded, or by the competitor against whom the protest is lodged if it is upheld.
- 15.2.4 If the protest is unfounded, and if the expenses incurred by the protest (Scrutineering, transport, etc.) are higher than the amount of the deposit, the difference shall be borne by the claimant. Conversely, if the expenses are less, the difference shall be returned to them.
- 15.2.5 Protest Deposit to be paid in cash to the CRO along with the protest.

### 15.3 Appeal Deposit

- 15.3.1 The National Appeal Deposit is fixed at **SR 20,000. Twenty Thousand Saudi Riyals.**

### 15.4 Payment of Fines / Protest / Appeal Deposit

- 15.4.1 Payment of fines: In Accordance with the organizer's rules all fine payments must be paid in cash /credit card or bank transfer within 12 hours of their notification or before the end of the rally which is occurs first, to the following address:

Bank Name:	National Commercial Bank - Jeddah
Branch:	Jeddah
Account Name:	Abdullah Salem M. Bakhshab Est. – Commercial services branch
IBAN:	SA79 1000 0012 3575 8800 0100

***An Extra 10% non-refundable charge if paid by a credit card.***



# 16 APPENDIX 1 - ITINERARY



## RALLY JAMEEL 2024

Stage 1								05.03.2024 TUESDAY	
Sunrise								18:31	Sunset
TC	Location	SS Maximum Time	SS Km	Liasion Km	Total Km	Target Time	1st vehicle Due		
TC 0	HAIL, SERVICE OUT							8:00	
TC 1	Start S.S. HAIL - AL ULA			109.06	109.06	1:40		9:40	
DSS 1	SS1 HAIL - AL ULA	4:30					0:05	9:45	
		AVERAGE SPEED CHALLENGE							
		AVERAGE SPEED CHALLENGE							
ASS 1	Finish SS1 HAIL - AL ULA		142.08	expected time of arrival (1st car)				(13:15)	
	Stop S.S. HAIL - AL ULA				251.14				
TC 1A	AL ULA, SERVICE IN *			236.94	488.08	3:45		(17:00)	

Section 1

Stage 2								06.03.2024 WEDNESDAY	
Sunrise								18:35	Sunset
TC	Location	SS Maximum Time	SS Km	Liasion Km	Total Km	Target Time	1st vehicle Due		
TC 1B	AL ULA, SERVICE OUT							8:00	
TC 2	Start S.S. AL ULA - UMLUJ			63.49	63.49	0:55		8:55	
DSS 2	SS2 AL ULA - UMLUJ	4:30					0:05	9:00	
		AVERAGE SPEED CHALLENGE							
		AVERAGE SPEED CHALLENGE							
ASS 2	Finish SS2 AL ULA - UMLUJ		129.37	expected time of arrival (1st car)				(12:05)	
	Stop S.S. AL ULA - UMLUJ				192.86				
TC 2A	UMLUJ, SERVICE IN *			194.23	387.09	3:00		(15:05)	

Section 2

Stage 3								07.03.2024 THURSDAY	
Sunrise								18:33	Sunset
TC	Location	SS Maximum Time	SS Km	Liasion Km	Total Km	Target Time	1st vehicle Due		
TC 2B	UMLUJ, SERVICE OUT							9:00	
TC 3	Start S.S. UMLUJ - YANBU			15.89	15.89	0:30		9:30	
DSS 3	SS3 UMLUJ - YANBU	5:00					0:05	9:35	
		AVERAGE SPEED CHALLENGE							
		AVERAGE SPEED CHALLENGE							
ASS 3	Finish SS3 UMLUJ - YANBU		143.33	expected time of arrival (1st car)				(13:15)	
	Stop S.S. UMLUJ - YANBU				159.22				
TC 3A	YANBU, SERVICE IN *			34.82	194.04	0:50		(14:05)	

Section 3

Stage 4								08.03.2024 FRIDAY	
Sunrise								18:30	Sunset
TC	Location	SS Maximum Time	SS Km	Liasion Km	Total Km	Target Time	1st vehicle Due		
TC 3B	YANBU, SERVICE OUT							8:00	
TC 4	Start S.S. YANBU - KAEC			125.29	125.29	1:55		9:55	
DSS 4	SS4 YANBU - KAEC	3:15					0:05	10:00	
		AVERAGE SPEED CHALLENGE							
		AVERAGE SPEED CHALLENGE							
ASS 4	Finish SS4 YANBU - KAEC		126.44	expected time of arrival (1st car)				(12:50)	
	Stop S.S. YANBU - KAEC				251.73				
TC 4A	KAEC, Parc Fermé (PF) IN *			139.80	391.53	2:10		(15:00)	
Rally Total			541.22	919.52	1460.74				
			37.05%	62.95%	100%				

Section 4

\* Early Arrival Permitted

KAEC = King Abdullah Economic City

V.1.2

## 17 APPENDIX 2 - COMPETITORS' RELATIONS OFFICER (CRO)



Name: Aya Zakaria

KSA Mobile: +966 555 314 110

Jordan Mobile & Whats App: +962 798 65 65 65

Email: [ayazakariya.95@gmail.com](mailto:ayazakariya.95@gmail.com)

### 17.1 Principal Mission

Inform the competitors and play a mediating role at all times. She may attend the meeting of the panel of the Stewards, in order to keep abreast of all the decisions taken.

The competitors' relations' officer must be able to be easily identified by the competitors. By wearing a Red Tabard with text «CRO»

### 17.2 Presence during the Rally

CRO will be present at the secretariat of the Rally when the Rally Office opens as per Article 3 Programme of these regulations. The CRO schedule will be as per the programme of the Rally, and her Duties shall include the following:

- Presence at the rally office.
- Presence at administrative checks / scrutineering.
- At the Secretariat of the Meeting.
- At Drivers' and team managers briefing Issuing of the Rally road book.
- At the ceremonial start – Hail
- At the Publication of the Start lists for all Sections.
- At the Start of the rally.
- At regrouping halts / Service Parks.
- At the Publication of the Provisional Unofficial Classifications.
- Near the Parc Fermé at the Finish (the latter being dependent on the rally timetable).

### 17.3 Function

- Give accurate answers to all questions asked
- Provide all information or additional clarifications in connection with the Regulations and the running of the rally.

### 17.4 Mediation

- Avoid forwarding questions to the stewards, which could be solved satisfactorily by a clear explanation, with the exception of protests (for example, clarify disputes over times, with the assistance of the timekeepers).
- The competitors' relations officer shall refrain from saying anything or taking any action, which might give, rise to protest.

## 18 APPENDIX 3 - SAFETY EQUIPMENT SPECIFICATIONS

### 18.1 HELMETS

It is highly recommended to use crash helmets homologated to one of the following FIA standards:

- 8859 (Technical List N°49),
- 8860-2010 (Technical List N°33), or
- 8860-2018 or 8860-2018-ABP (Technical List N°69)
- SNELL SA2015

### 18.2 Conditions of use

- Drivers and co-drivers **MUST** wear properly fitting helmets while car is in motion during the Stage.

### 18.3 Flame-resistant clothing

- It is highly recommended that all drivers and co-drivers wear a fire proof overalls, gloves, long underwear, a balaclava, socks, and shoes.

### 18.4 Safety Belts

- Drivers must be properly restrained in their seat by safety belts in conformity with the technical regulations for the vehicle concerned, at all times during a competition when it is mobile on all special stages or competition course.

### 18.5 Wearing of Jewellery

- The wearing of any type of jewellery, such as but not limited to neck chains, body piercing, bracelets or watches is prohibited during the competition and may therefore be checked before the start. Exceptions to this rule, providing the CMO do not consider that due to size or location they may delay rescue or hinder emergency care.
- The wearing of watch (es) by co-drivers, on the condition that the watch (es) is worn over the overall.
- The wearing of a single band-style ring providing it does not restrict the natural range of motion of the hand, and
- The wearing of body piercing(s) providing they are not worn in and/or around the oral cavity.

### 18.6 Medical and Survival Kit

- A sealed and valid medical kit must be placed inside the cockpit, in accordance with the Specification for Cross Country Rallies and Baja, as mentioned in Articles 10.2, 24.3 & 24.4 of these regulations.

## 19 APPENDIX 4 - DECALS & POSITIONING OF OBLIGATORY ADVERTISING

### 19.1 Competition numbers

Rally plates and advertising will be provided by the Organiser and must be affixed as specified in the diagram below prior to Scrutineering.



### 19.2 Event Plates

Decal #	Description
1	Two front doors and One rear race number panels 50x52cm, One front race numbers 42x21cm, One roof race number panel 50x52cm, and One front windscreen panel 240x25cm, all these panels with compulsory advertising.
2	Two panels, 50x52cm to be affixed on the right and left sides of the vehicle, on the area situated between the wheel arches if they are totally visible from the side, and two front windshield top left and right corners 25x10cm optional advertising (+60% if rejected).
3	The first initial(s) and surname of the driver and the co-driver, followed by the national flags of the country (based on their nationality / Passport), must appear on both sides of the front wings or front doors of the vehicle. The letters must have a height of 30 to 50mm.
4	One roof top race number panel 50x52 cm. The roof top competition number to be placed on the roof with the top of the plate towards the front of the vehicle.

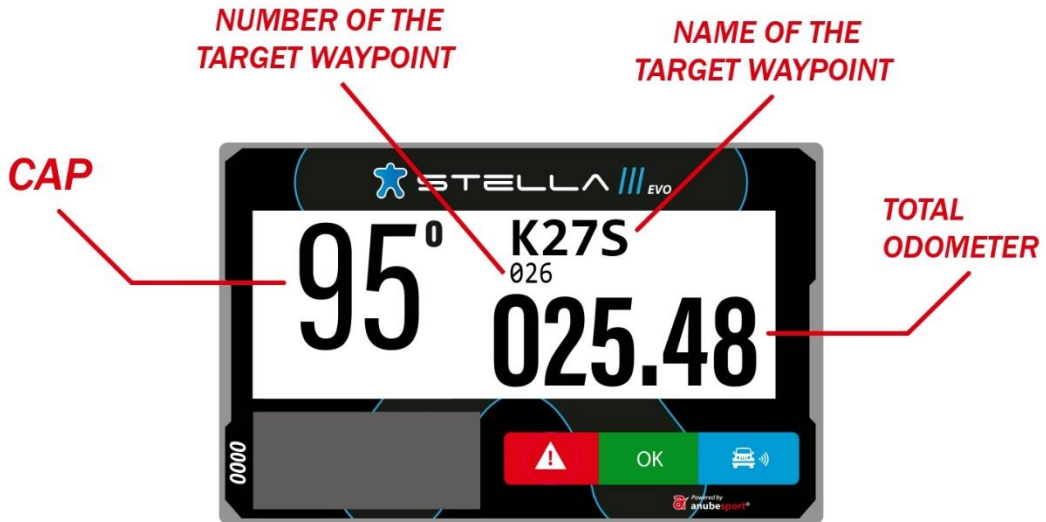
### 19.3 Identification Numbers

Rally plates and all organizer's advertising must be fitted to the car by the competitor before scrutineering and must be visible for the duration of the rally.

## 20 APPENDIX 5 - INSTRUCTIONS FOR USING SAFETY TRACKING SYSTEM

For detailed information click on the link: <https://www.youtube.com/watch?v=E6i7cMDp9-Y>


### MAIN SCREEN



### WAYPOINT PROXIMITY



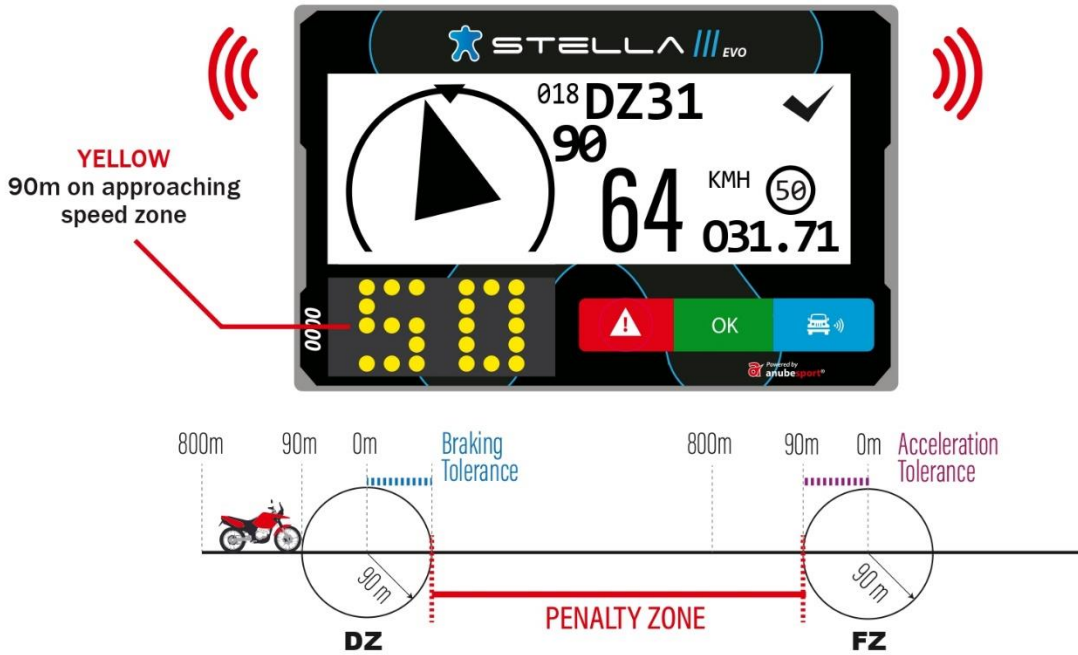
# SPEED ZONE



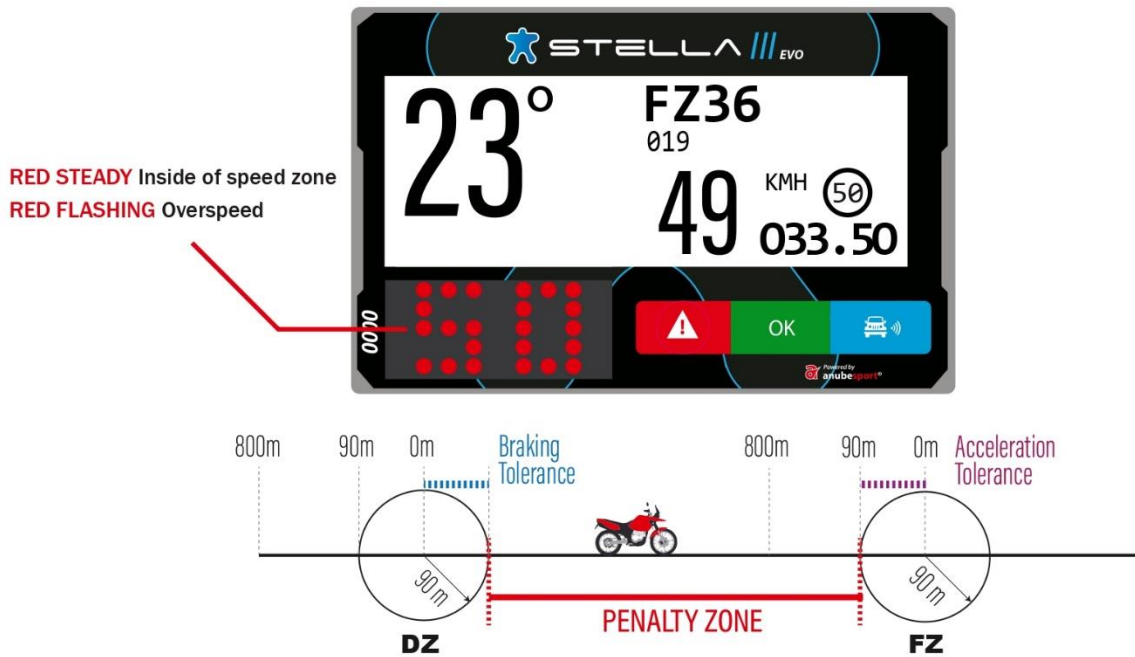
# SPEED LIMIT



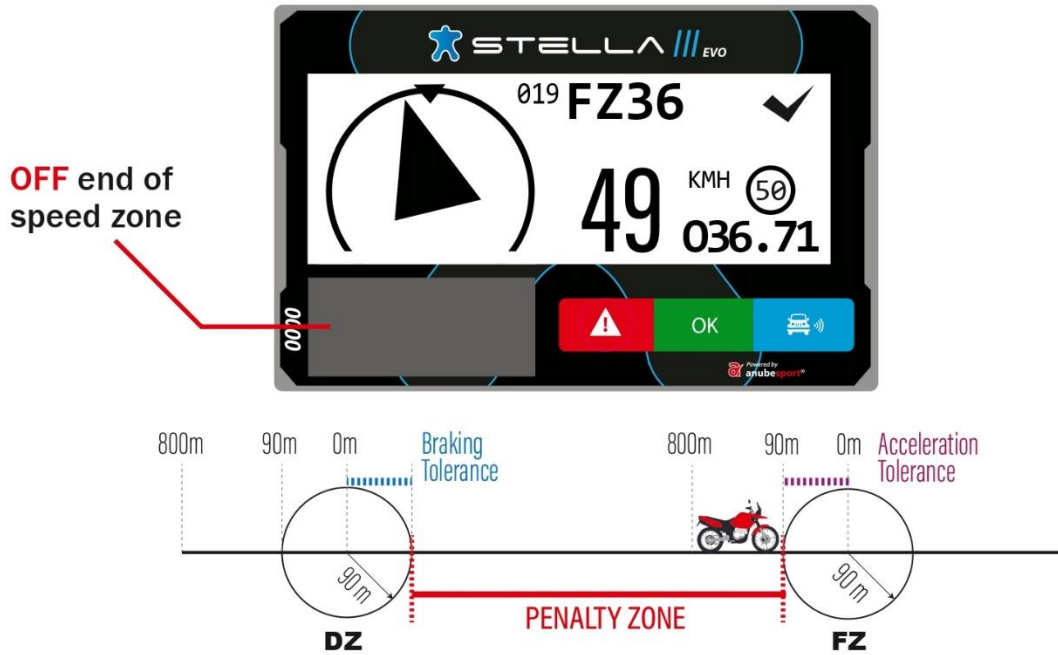
# SPEED LIMIT



# SPEED LIMIT



# SPEED LIMIT



# MAXIMUM SPEED ACCORDING TO THE CATEGORY





# DANGER 3 !!!



Notification 300m before an area marked in the roadbook as "Danger 3"

# WAYPOINTS LIST



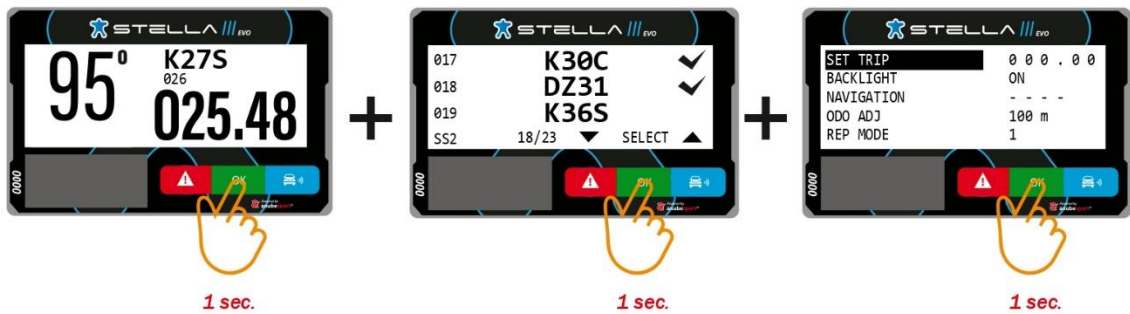
OK



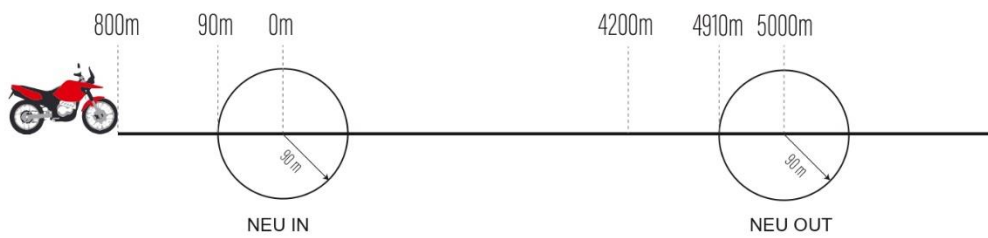
# TOTAL ODOMETER RESET TO ZERO



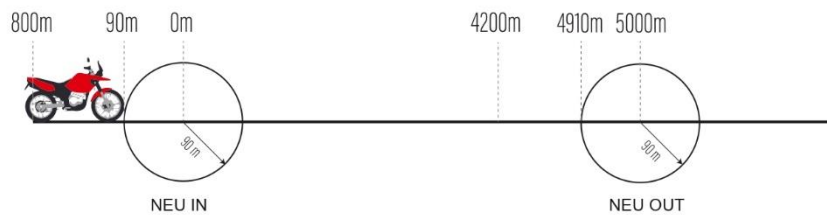
OK



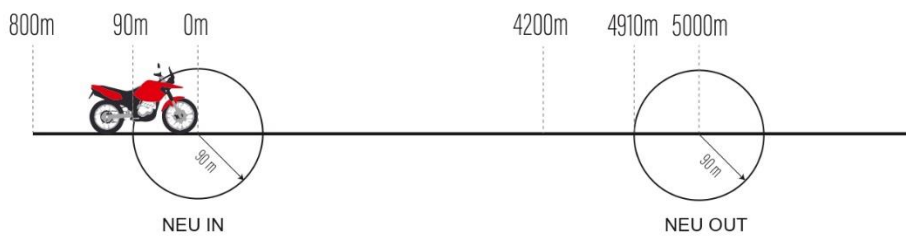

# NEUTRALIZATION ZONE



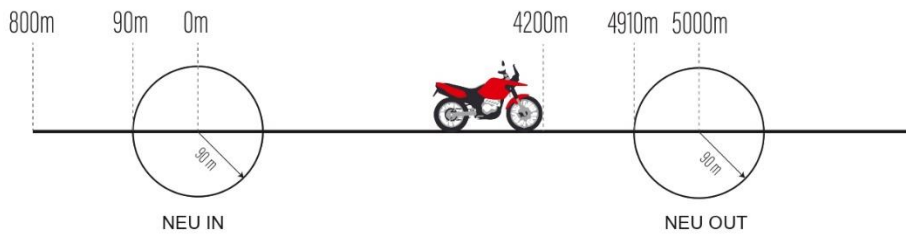
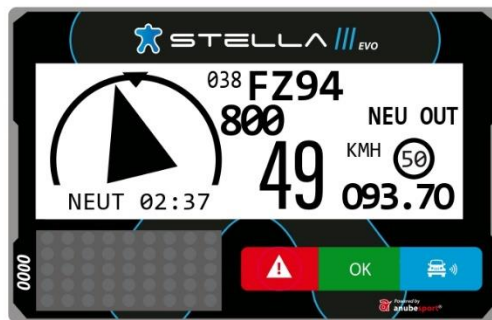
# NEUTRALIZATION ZONE



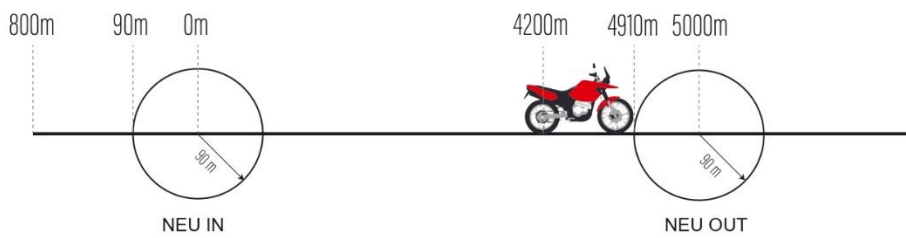
# NEUTRALIZATION ZONE



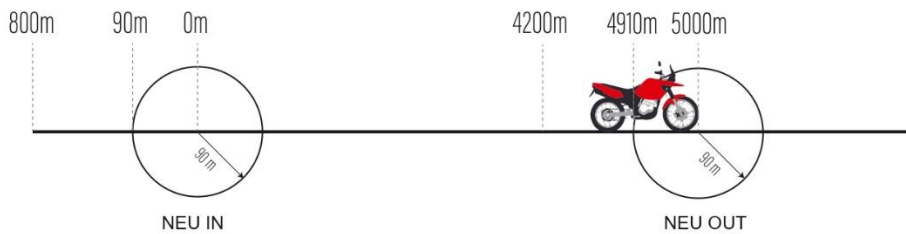
# NEUTRALIZATION ZONE



# NEUTRALIZATION ZONE

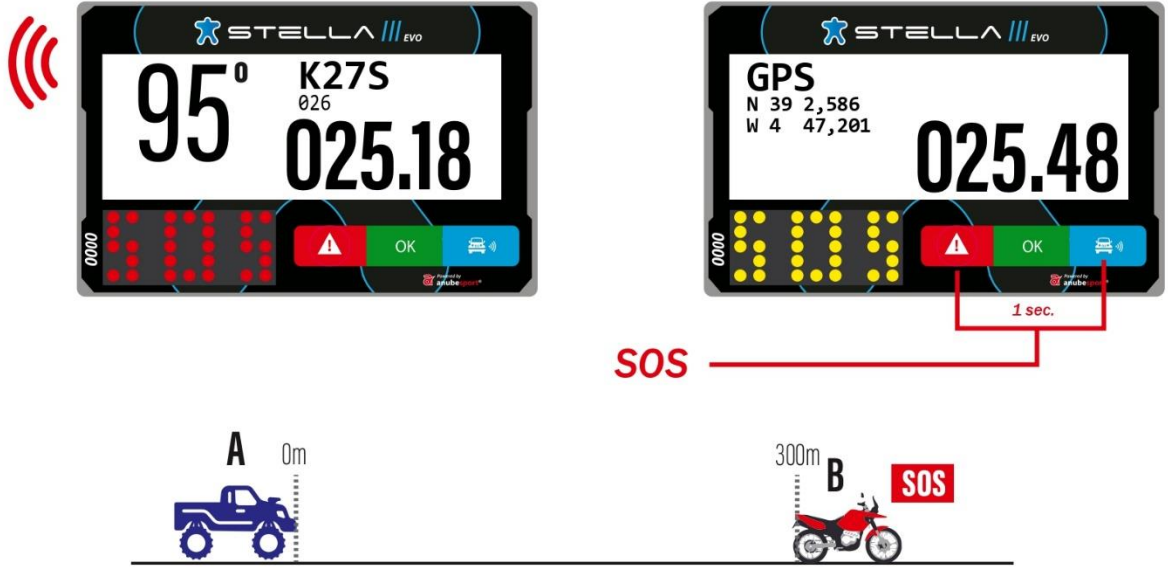


# NEUTRALIZATION ZONE




# 21 APPENDIX 6 - INSTRUCTIONS FOR USING VEHICLE TO VEHICLE COMMUNICATIONS


## REQUEST MEDICAL ATTENTION IMMEDIATELY




## MESSAGES



# CAUTION VEHICLE STATIONARY



3 sec. BREAKDOWN




# OVERTAKING / BLUE FLAG



FLASHING

OVERTAKE REQUEST



# OVERTAKING / BLUE FLAG



STEADY



FLASHING



# OVERTAKING / BLUE FLAG



FREE TO OVERTAKE



STEADY

PRESS THE BLUE BUTTON TO CONFIRM





## 22 APPENDIX 7 - ELECTRONIC START LIGHT PROCEDURE IN SS

### Special Stage Start

The startclock in the Special Stage start shows the minutes and seconds in 4 digit.

The second counts 00 - 59 in every minutes.

5 red light switch on one by one in every second from 55 - 59.



All the light turn green at 00.

Start before the green is a jump start.

# 23 APPENDIX 8 - NAVIGATION DEVICE INSTALLATION MANUAL



## Kit Component



1. Iridium Antenna
2. PowerCord
3. RF Cord
4. RF Antenna
5. Base/Mount
6. GPS Antenna
7. Adhesive
8. Straps
9. User Manual

**IMPORTANT**

For the functional tests and verification, all vehicles must have gone through the installation of the mount, power cord, and antennas.

**23.1 POWER CORD**

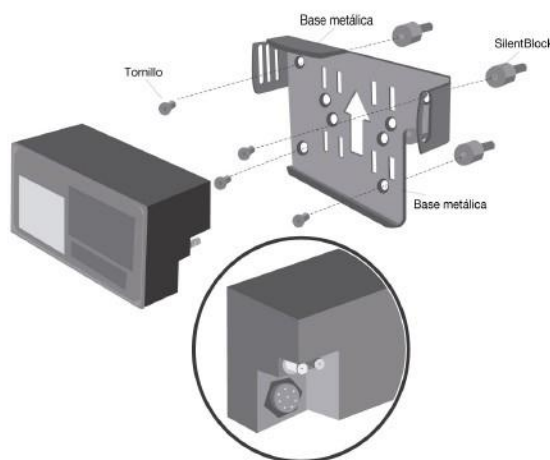
- Connect the red wire to the positive end of the battery 12V(+), and the grey wire to the negative end (GRD). The power cord must be connected directly to the battery (without interruptions and without contact in the power supply).
- A 3A fuse (not included) should be connect- ed to the red wire.

Take the cord to the location in which the STELLA III EVO insulated, they cannot touch



**23.2 BASE/MOUNT**

- Motorcycles and ATV: The mount can be attached to the handle bar or to a metal plaque close to the navigation system.
- Cars and UTV: The mount can be attached to the panel, or to the roll cage bars. STELLA III EVO buttons must be visible and accessible to the participant (pilot/navigator) even when they are sitting and with the seatbelts buckled.



**IMPORTANT**

Leave the cords (antenna and battery) in place wi

At least 5 cm of space behind the mount (bottom right corner) to allow space for power cord/connections

### 23.3 GPS ANTENNA

The GPS antenna must be installed horizontally and without obstructions toward the sky. In cars and UTV, It can be mounted on the roof, the hood, or the dashboard. In motorcycles and ATV, attach to the mudguard. For additional firmness, it is recommended to cover it with adhesive tape (non metallic when mounting it to a metallic surface) and pull-up (when attached to soft or plastic parts).



### 23.4 ANTENNA IRIDIUM

The Iridium antenna must be installed horizontally and without obstructions toward the sky. In cars and UTV, It can be mounted on the roof, the hood, or the dashboard. In motorcycles and ATV, attach to the mudguard. For additional firmness, it is recommended to cover it with adhesive tape (non metallic when mounting it to a metallic surface) and pull-up (when attached to soft or plastic parts).



### 23.5 RF ANTENNA

The radio-frequency antenna must be installed vertically to the roll cage bars (cars and UTV) and the forks (motorcycles and ATV). It is mandatory to use separators (included in the kit) to avoid contact with metallic parts and the carbon fibre that surrounds it.

Once the antennas are mounted, take the SMA connection cords to the base/mount where the STELLA III EVO will be installed.



## INSTALLATION EXAMPLES



## 24 APPENDIX 9 - EQUIPMENT & SAFETY

### 24.1 Medical Equipment

Medical equipment must be placed inside the cockpit in a fluorescent coloured bag and should be easy to access for the driver and the co-driver. Its location should be clearly indicated by an orange arrow in the car.

### 24.2 Medication - Information

Drivers are responsible for their own medication (s). They have to acquire, transport and take care of it.

In order to avoid legal issues on the organiser about (purchase issues of the medication (s), allergy risks, proper storage, usage, etc.) no medication (s) is provided in the survival kit by the organiser.

Recommendations (to be approved by the driver's doctor):

- An analgesic (aspirin, Novalgina, paracetamol, etc.)
- Two antidiarrheal (Imodium, Bimixin or similar)
- Any personal medication or preventive medication required due to personal medical condition.

### 24.3 Compulsory Sealed and Valid Medical Kit

A sealed and valid medical kit in accordance with the Specification for Cross Country, must be placed inside the cockpit.

- 1x rescue scissors or 1 x pair of stainless steel scissors 14.5 cm;
- 1 x adhesive plaster tape 5 m x 2.5 cm;
- 6 x sterile compresses 10 cm x 10 cm;
- 2 x sterile first aid dressing sheets 40 cm x 60 cm;
- 2 x rolls of conforming elastic self-adherent bandage Coban type or equivalent - 4 m x 8cm;
- 1 x rescue sheet - aluminium blanket 160 cm x 210 cm;
- 2 x finger plasters 12 cm x 2 cm;
- 4 x pairs of disposable nitrile gloves (adult size);
- 2 x wet wipes;
- 3 single doses (Minimum) of physiological saline for eyes;
- 1 x skin disinfectant (50 ml);
- 2 x compression bandages: emergency haemostatic compression pad;
- 1 x Guedel airway tube (Guedel Tubus), medium size;
- 2 x tourniquets (one-handed operation) – CAT or similar;
- 1 x chest seal, adhesive and sterile, for thoracic wounds – SAM or similar;
- 1 x information sheet;
- 1 x emergency procedure sheet;
- 1 x critical burn kit for face and hands – Water-Jel or equivalent;
- 1 x 50 ml sunscreen.

## 24.4 Survival Equipment

It is compulsory for every team to carry the following equipment on board the vehicles (in addition to the seat belt cutters, the emergency communication device, the motorcycle/work goggles, the safety vest and the beacon, which are already mandatory – concerning the beacon, it is provided by the Organisation through Stella device using the SOS button as mentioned in Article 21 Appendix 6, pressing the SOS with no safety reasons might lead to disqualification from the competition as well as a pecuniary & cash penalty imposed upon the driver in case of Organisation intervention.

- 1 x reflective triangle;
- 1.5 litres of non-alcoholic beverages per person with Camelbak tubes and mouthpieces or similar to facilitate drinking during the race;
- 1 x safety light (flashing torch), Powerflare® or similar;
- 1 m x 9 m towing belt;
- 1 fire ignition source: a lighter, for example;
- 1 x emergency mirror;
- 1 x headlamp, minimum 1000 lumens with extra batteries;
- warm clothes and shoes if the event is taking place in temperatures below 5°C
- Survival food supplies, 1500 calories per person (e.g. PowerBar® or similar);
- 1 x small hand shovel;
- 1 x hand compass;
- Additional reserve of 5 litres of water in a tank which must be easily accessible without using any tools;

The medical and survival equipment may be checked by the Scrutineers at any time.

Any team that fails to bring this complete survival kit to the start (medical and survival equipment) will be refused to start by the Clerk of the Course until it is brought into conformity and will be subject to a penalty up to that of disqualification in the event of a repeat offence, upon decision of the Stewards.

## 24.5 Organizer Safety Measures

### 24.5.1 Bivouac Camp


The organisers will provide the essential hygiene facilities.

### 24.5.2 Medical Services

Fully trained doctors and nurses will be on duty throughout the event to cope with any emergency situations. All local hospitals in the vicinity of the Stages will be alerted to receive casualties. A medically equipped helicopter, with trained medical person on board, will be available on call during the event.

## 25 APPENDIX 10 - ROAD SPEED LIMIT SIGNS IN -KSA-

Below is the Road Speed Limit Signs in **KM** that are used in the Kingdom, and the Equivalent Value in **KM** for Each #:



## 26 APPENDIX 11 - DIGITAL OFFICIAL NOTICE BOARD - SPORTITY

**Sportity**

For direct event information please download the Sportity app and insert this password:

**JAMEEL24**

Sportity app is available in

Available on the App Store | Get it on Google play

www.sportity.com



## 27 APPENDIX 12 - ROAD BOOK LEXICONS & EXAMPLES

### 27.1 Lexicons

ANNEXE III - DOCUMENTS STANDARD  
APPENDIX III - STANDARD DOCUMENTS

#### 5.14 LEXIQUE ROAD BOOK FIA

Seuls les symboles suivants doivent être utilisés. Les symboles nouveaux ou supplémentaires doivent être approuvés par la FIA.






































#### 5.14 FIA ROAD BOOK LEXICON

Only the following symbols must be used. New or additional symbols must be approved by the FIA.

TRACKS	WAYPOINTS	ON TRACK	SYMBOLS
Tarmac road	Masked WP	Bump	Fence
Track Piste	Control WP	Dip hole	Barbed fence
Off track (HP)	Security WP	Compression	Rail road
Low visible track / traces	Navigation WP	Ditch	Hole
<b>P</b> Track Piste	Precise WP	Summit	Collapse, ditch, ravine, etc.
<b>PP</b> Principal track/ piste	Visible WP	Above bridge	Ruts
<b>RO</b> Road	Eclipse WP	Under bridge	Twisty / sinuous
<b>P//</b> Parallel track/piste	Waypoint number	Step up	Bumpy / broken
<b>HP</b> Off track Sight driving!	<b>CONTROLS</b>		Bumpy
<b>HP</b> Off track forbidden	Start Selective Section	Up hill Down hill	Lateral inclination
<b>FPP</b> Follow principal track/piste	Arrival Selective Section	Cut danger	Post
<b>FRO</b> Follow road	Check point	Right or Left over crest	Electric pole
<b>SA</b> Sandy	Start/Finish Neutralisation	Fence gate	Electric line
<b>GV</b> Gravel	Start neutralisation with speed limit	Fence with cattle gate	High voltage tower
<b>SAFETY</b>	Start/Finish Transfer	Wall gate	Antenna
Danger Level 1	Start transfer with speed limit	Wading / water cross	Well
Danger Level 2	Neut./transfer max. time allowed	Concrete pass	Tanks
Danger Level 3	Waiting for restart	<b>CAPS</b>	
Global danger in the note	Stop for restart	Exit cap	Notable elements
Start Speed limit	Fuel zone with authorized cat.	Average cap	Tires
Finish Speed limit	Time control	Calculated cap (only HP)	Sign posts
Stop	Assistance Service	Cap that turns	Restricted/protected area
Important	Tyre marking zone		Buildings / houses
Red line under km = danger 2 in the note	End zone		Church / mosque

99 - Published on 02.01.2024

ANNEXE III - DOCUMENTS STANDARD  
APPENDIX III - STANDARD DOCUMENTS

SYMBOLS	SYMBOLS	ABBREVIATIONS	ABBREVIATIONS
 Ruine / abandoned	 Small wadi	<b>VG</b> Vegetation	<b>EFF</b> Collapsed
 Fort / castle	 Large wadi	<b>L/R</b> Left and Right	<b>ORN</b> Ruts
 Cemetery	 Sandy wadi	<b>R/L</b> Right and Left	<b>BAD</b> Bad
 Village	 River (water)	<b>onL</b> On left	<b>RP</b> Rejoin
 Bivouac	 Lake / puddle	<b>onR</b> On right	<b>BTW</b> Between
 Tunnel	 Plain / chott	<b>kpL</b> Keep to the left	<b>MODIF</b> Modification from Opening Car
 Pipeline	 Towards / direction	<b>kpR</b> Keep to the right	<b>NEW NOTE</b> New note from Opening Car
 Wall	 Road works	<b>kpS</b> Keep straight	<b>BIG SMALL FOLLOW</b> Written as text (English)
 Native / local camp	 Reset / recal trip	<b>-V</b> Less visible*	
 Petrol station & type of fuel	 Distance	<b>±V</b> More/less visible	
 Monument	<b>DUNES / SAND</b>	<b>ALT</b> Alternance	
 Animals individual	 Sandy plain	<b>/</b> During	
 Animals	 Big bowl "cuvette"	<b>IN</b> In / into	
 Cairn	 Sand spit	<b>ET</b> And / next	
 Rocks	 Dune	<b>A</b> At	
 Mountain	 Broken dune	<b>CX</b> Stone / stony	
 Tree	 Dunes	<b>E3</b> Narrow*	
 Palm tree	<b>DN</b> Dune	<b>Q<sup>T</sup></b> Quit / leave*	
 Camel grass	<b>DNX</b> Many dunes	<b>.TJS</b> Always	
 Vegetation	<b>DNT</b> Small dune "dunette"	<b>NBX</b> Many	
 Slope	<b>L1 L2 L3</b> Dunes difficulty level	<b>IMP</b> Imperative	

\* In red in the diagram box and black in the description box  
\* En rouge dans la case diagramme et en noir dans la case description

Road book lexicon icons are provided by rallynavigator.com

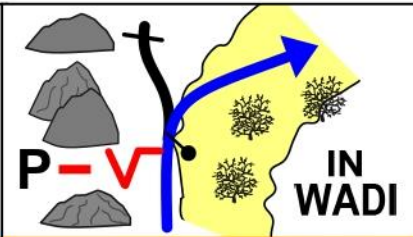
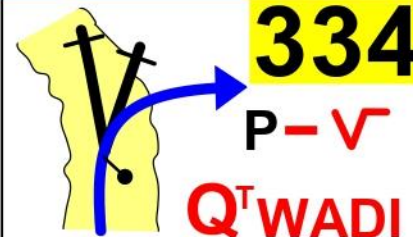
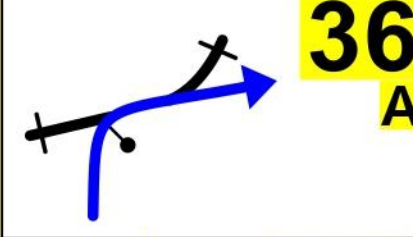

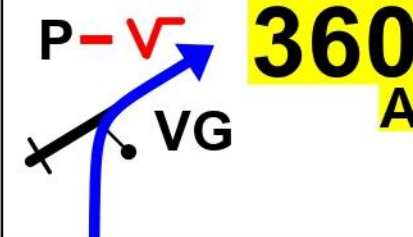
## 27.2 Road Book Example

ANNEXE III - DOCUMENTS STANDARD  
APPENDIX III - STANDARD DOCUMENTS

5.15 ROAD BOOK EXAMPLES		5.15 ROAD BOOK EXAMPLES	
17	ETAPE XX / XXXXXX - XXXXXX / SS	Km : 163,56	
60,92		<b>30</b>	FESH FESH (25)
0,56 (DZ)			
61,37		GO ALONG ELEC LINE	OBLIC 360 (26)
0,45 (FZ)			
63,23			
1,86 ↓			
63,44		KpL	(27)
0,21 (C)			
64,30		<b>30</b>	SWITCH VALLEY (28)
0,86 (DZ)			

**Next 0,39**

Exemple I (non à l'échelle) / Example I (not to scale)

18	ETAPE XX / XXXXX - XXXXX / SS		Km : 163,56
64,69		ET TJS PP SA <b>259</b>	<b>30</b> <sup>A</sup> (29)
0,39			
67,82		<b>334</b> ET à 250m	<b>315</b> <sup>A</sup>
3,13			
68,88		<b>36</b> <sup>A</sup> NBX P// ET	<b>38</b> <sup>A</sup> (30)
1,06			
<b>MODIF</b> <u>71,10</u>		<b>290</b> <sup>A</sup>	
2,22			
71,49		<b>360</b> <sup>A</sup> ET VALLEY	<b>345</b> <sup>A</sup>
0,39			

Next 2,28

Exemple II (non à l'échelle) / Example II (not to scale)

## 28 APPENDIX 13 - TYPE OF WAYPOINTS USED IN RALLY JAMEEL

Depending on the waypoint type, the NAV-GPS directs the crews towards a waypoint only once they have validated the previous waypoint or if they have come within the opening radius of it. To validate a waypoint, the crew must pass within the validation radius of it. The exact opening and validation radiuses are listed in the following table.

	Waypoint	Rayon d'ouverture Opening Radius	Rayon de validation en mètres Validation Radius in metres
Navigation WP	WPM	800 m	90
	WPS	1000 m	30
	CP	Prev (1000 m)	90
Start/Finish/Zone WP WP Zone Départ/Arrivée	DSS	Prev (1000 m)	200
	ASS	800 m	90
	DZ	1000 m (Prev)	90
	FZ	Prev (1000 m)	90
	DN/DT	1000 m (Prev)	90
	FN/FT	Prev (1000 m)	90
Prev (1000 m) = waypoint précédent ou dans un rayon de 1000 m si le waypoint précédent a été manqué. = previous waypoint or within a radius of 1000 m if the previous waypoint was missed.			
1000 m (Prev) = dans un rayon de 1000 m ou waypoint précédent selon la distance la plus courte. = within a radius of 1000 m or previous waypoint, whichever distance is shorter.			

- **WPM (MASKED WAYPOINT):** This is a standard waypoint to be used to check that the navigation instructions are being correctly followed by the crews. The NAV-GPS directs the competitor towards this point only once he has come within the opening radius of it.
- **WPS (SAFETY WAYPOINT):** A waypoint used to ensure competitors' safety.
- **CP (PASSAGE CONTROL):** This is to check that the crews are respecting the itinerary in the Road book, passage controls (CP) may be set up at locations mentioned and numbered in the Road book. These controls will be identified by the signs. The vehicle must come to a full stop and the officials must simply stamp and/or sign the Time card as soon as it is handed in by the crew, without mentioning the time of passage. If a CP stamp on the Time card is absent and electronic proof of the passage is missing or that the vehicle did not come to a halt, the competitor will be penalized for a missing way point (CP).

In case of a virtual passage control (CPV), after validation of the waypoint, the vehicle must come to a full stop (detected by the NAV-GPS), without any entries in the Time card. Not stopping will be penalized for a missing way point.

- **DSS (Start Selective Section):** This waypoint is only used to define the START of a Stage.
- **ASS (Finish Selective Section):** This waypoint is only used to define the FINISH of a Stage.
- **DZ (Start Speed Control/Safety Zone):** A waypoint is used to ensure competitor and/or public safety. It defines the beginning of a Speed Control or Safety Zone.
- **FZ (Finish Speed Control/Safety Zone):** This waypoint is used to define the finish of the Speed Control or Safety Zone.
- **DN/DT (Start Neutralization/Transfer zone):** This waypoint is used to define the beginning of a neutralization/transfer zone within a Stage. It also may define the beginning of a speed control zone equivalent to a DZ.
- **FN/FT (Finish Neutralization/Transfer zone):** This waypoint is used to define the end of the neutralization zone within a Stage. It also may define the end of a speed control zone equivalent to a FZ.

More information available from page 41 till 50 of the FIA CCRSR, just click on the below link:

[https://www.fia.com/sites/default/files/240117\\_2024\\_crosscountry\\_rally\\_sporting\\_regulations.pdf](https://www.fia.com/sites/default/files/240117_2024_crosscountry_rally_sporting_regulations.pdf)

## 29 APPENDIX 14 - THE PENALTY TABLE - SUMMERY

Infringement	Article No.		By Stewards		By CoC				
			Stewards Decision	Disqualification	Start Refused	Score points Penalty	Section Penalty **	LEGG Penalty *	Financial Penalty (SR)
Competitor not reporting accidents			X						
Competitor not assisting Other Crew in case of an accident			X						
Un-Sportsman Behaviour, i.e. Blocking road etc.			X	X					
Not ready 1 hour before 1 <sup>st</sup> car schedule time	R	3.1.1				1 P/M			
Name of driver & co-driver not in compliance (percent of entry fees)	R	6.3							10%
Wrongly Affixed or Absent of Compulsory or Optional advertising	R	6.6							
- First Offence % of entry fees	R	6.6							10%
- Each repeated offence % of entry	R	6.6							100%
Reporting outside the schedule for Admin Checks (max 30min)	R	9.2.4	X						SR 100/min
Vehicle not passing Scrutineering	R	10	X						
Reporting outside the schedule for Scrutineering (max 30min)	R	10.1	X						SR 100/min
Non operation of NAV-GPS & or Safety Tracking System. (the fault of the competitor)	R	10.3.3				125 points			
Not wearing the crash helmet in SS and not having the safety seat belts correctly fastened whenever the vehicle is in motion.	R	10.2	X						
Using a communication Devise other than the ones permitted / provided by Organizer	R	10.5	X						
No windscreen at start of Section and not wearing a full-face helmet with visor or goggles	R	10.6			X				
Not attending the compulsory drivers briefing / Per meeting	R	11.1							SR 500
Outside the time limit for Pre Start Holding (max of 30 minutes)		11.2	X						SR 100/min
Not wearing Team Wear at Ceremonial Start	R	11.3	X						
Refusing to start SS at the allocated time		11.3.2				10 points			
Losing the Timecard / Points Per TC		11.3.2				10 points			
Not wearing Team Wear at Finish Podium	R	11.5	X						
Not attending Prize giving/ Team will lose their write in trophies	R	11.5	X						

Infringement	Article No.		By Stewards		By CoC				
			Stewards Decision	Disqualification	Start Refused	Score points Penalty	Section Penalty **	LEAG Penalty *	Financial Penalty (SR)
Competitor carrying his Vehicle on trailer.	R	11.10	X						
A competitor who does not stop at the stop point to have his times entered		11.10				10 points			
Not Reporting Retirement for COC in Writing	R	11.10.5							SR 500
Not Started or completed a Stage	R	11.10.6 11.10					X		
Exceeding Max permitted lateness at TC or Missing a TC.	R	11.10.6 11.12.3 11.12.4				50 points			
Driving Opposite of the SS Direction	R	11.11.1	X	X					
Exceeding Average Speed Challenge per km/h and fraction of kmh. (factor)	R	11.11.2				3 P/km			
Driving Below the Average Speed Challenge per km/h and fraction of kmh. (factor)	R	11.11.2				1 P/km			
If Crews did not check in in the correct sequence of controls and in the direction of the event route:	R	11.11							
- 1 <sup>st</sup> infringement: 10 Points			X			10 points			
- 2 <sup>nd</sup> infringement: 30 Points			X			30 points			
- 3 <sup>rd</sup> infringement: 100 Points			X			100 points			
Exceeding Max speed or exceeding Speed control zone limit, or the 8km/h tolerance above the Average speed in the ASC	R	11.11.2 & 11.12.2 & 11.14	Max Speed in SS is 70 km/h (kilo meter per hour) Max Speed in Service Zone is 25 km/h Or More than 8km/h in the Average Speed Challenge						
- Between 1 and 5 kph (points/pulse)						5 P/P			
- Between 6 and 15 kph (points/pulse)						10 P/P			
- Between 16 and 40 kph (points/pulse)						20 P/P			SR 500
- More than 40 kph 1 <sup>st</sup> pulse						50 P/P			SR 1000
- More than 40 kph 2 <sup>nd</sup> pulse						100 P/P			SR 5000
- More than 40 kph 3 <sup>rd</sup> pulse						150 P/P			SR 7000
- Any further pulses over 40 kph			X						

Infringement	Article No.		By Stewards		By CoC				
			Stewards Decision	Disqualification	Start Refused	Score points Penalty	Section Penalty **	LEG Penalty *	Financial Penalty (SR)
Speeding in Road Section or any Infringement of the traffic	R	11.12.1							
- 1 <sup>st</sup> Speeding offence 10 Score points/kph over speed limit			X			10 P/kmh			
- 2 <sup>nd</sup> Speeding offence 15 Score points/kph over speed limit			X			15 P/kmh			
- 3 <sup>rd</sup> Speeding offence 20 Score points/kph over speed limit			X			20 P/kmh			
- Further offences			X	X					
Missing, TC or SS Start or SS finish Per Occur	R	11.12.3				50 points			
Exceeding the Maximum permitted lateness at TC = Missing TC Score points penalty	R	11.12.4				50 points			
Late Arrival at any TC = 1 Point Per minute or fraction of Minute	R	11.12.4				1 P/M			
Early arrival at any TC = 5 points per minute or Fraction of minute	R	11.12.5				5 P/M			
Penalty for each missing waypoint (not Scoring)	R	11.12.6				10 Points			
Exceeding Max time limit in Stage	R	11.12.8					X		
Service outside the Service Parc	R	11.14.2	X	X				SR 500	
Missing a Section of the Rally (Per Section)	R						X		
Using the SOS button with no safety reason	R	24.4		X				X	

**\*Leg Penalty** = ((Penalty of 50 Score points on All TC's including SS start & SS Finish + Exceeding SS Max Time Limit Penalty = (1/2 point per minute)) X 2) + Zero score points on All Section Waypoints + Zero Score Points on all Average Speed Challenges Zones

**\*\* Section Penalty** = (50 Score points on Each missing TC including SS start & SS Finish Penalty + Exceeding SS Max Time Limit Penalty = (1/2 point per minute) + Zero Score point on each Missed Waypoints + Zero Score points on each all Missed Average Speed Challenges zone)

Missing	Penalty in Score Points
TC (Including SS Start and SS Finish)	50 Score Points
Exceeding SS Max Time	½ Score Points Per Minute of the max time allowed
Exceeding 30 Minutes Late at any TC or accumulative lateness exceeding 45 minutes at the end of each section	50 Score Points
Waypoint (WPM, WPT, DZ, FZ)	10 Score Points
Average Speed Challenge (ASC)	Each Average (ASC) points in road book X number of Segments in each ASC